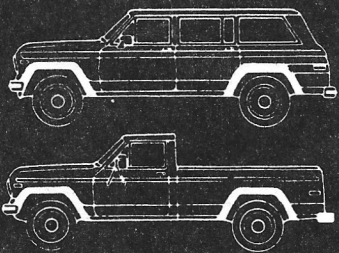


M.R.253



Jeep

Grand Wagoneer/ Truck

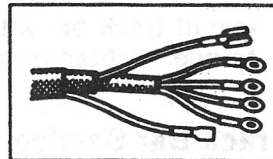
I.S.

INFORMATIONS SERVICE
SERVICE INFORMATION
SERVICE INFORMATIONEN
SERVICE INFORMATION
INFORMACIONES SERVICIO
INFORMAZIONI SERVIZIO
SERVICEINFORMASJONER
SERVICE INFORMATIE
SERVICEINFORMATION
INFORMAÇÃO SERVIÇO

4E

**MAY 1985
ENGLISH EDITION**

**1984-85 GRAND
WAGONEER AND TRUCK**



ELECTRICAL

Attention: Workshop

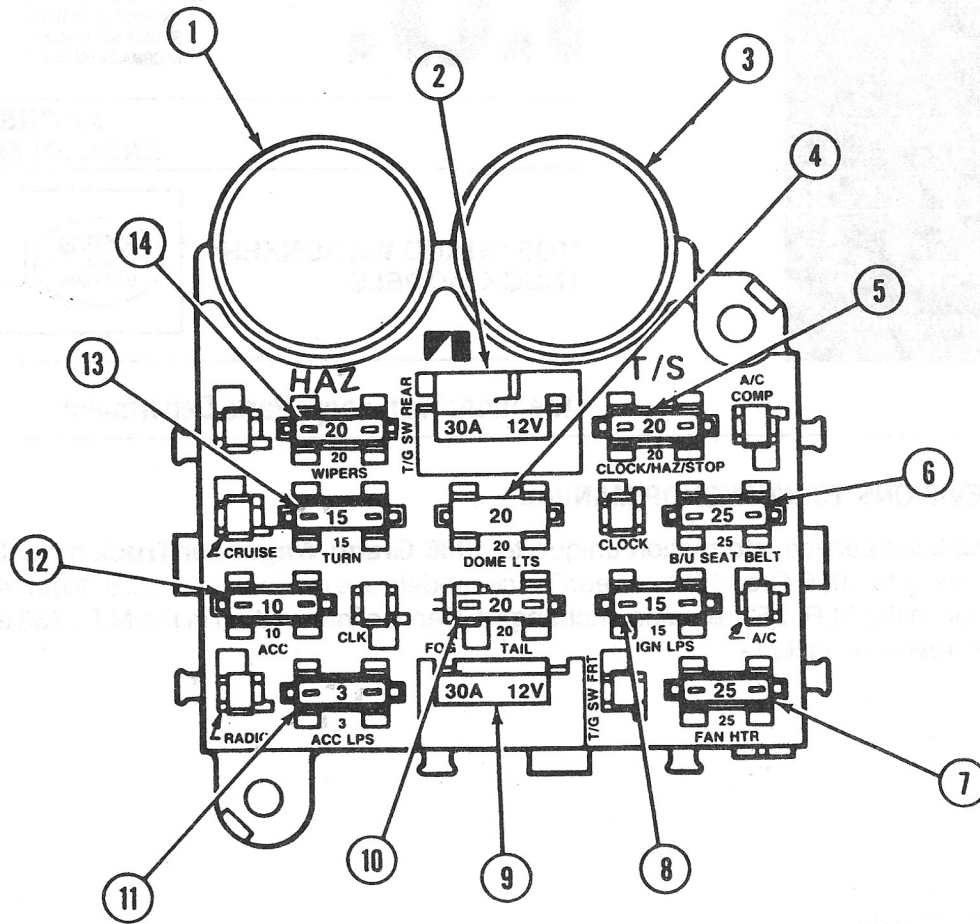
WORKSHOP MANUAL UPDATE AND REVISIONS

Fuse Panel

The fuse panel illustration on page C-158 of the M.R. 253 and in the 1984-85 Grand Wagoneer and Truck owner manual is incorrect. The correct illustration is shown below. Refer to the corrected illustration when performing electrical diagnosis on a 1984-85 model.

Filing Instructions

- Record this I.S. Note on page C-158.
- File it in the M.R. 253 binder.



- | | |
|--|---|
| <p>1. HAZARD (EMERGENCY) WARNING FLASHER</p> <p>2. 30 AMP CIRCUIT BREAKER (BATTERY)
 — TAILGATE WINDOW — REAR SWITCH
 — POWER DOOR LOCKS
 — POWER SEATS</p> <p>3. TURN SIGNAL FLASHER</p> <p>4. 20 AMP FUSE (BATTERY)
 — DOME LAMPS
 — COURTESY LAMPS
 — UNDERHOOD LAMP
 — HORN RELAY</p> <p>5. 20 AMP FUSE (BATTERY)
 — HAZARD LAMPS
 — GLOVE BOX LIGHT
 — CHIME FEED
 — STOP LAMPS</p> <p>6. 25 AMP FUSE (IGNITION)
 — BACKUP LAMPS
 — CARBURETOR SOLENOID
 — CARBURETOR BOWL VENT SOLENOID
 — SEAT BELT TIMER
 — CIGARETTE LIGHTER
 — HEADLAMP BUZZER
 — INTAKE MANIFOLD HEATER RELAY (COIL)
 — ELECTRIC CHOKE</p> <p>7. 25 AMP FUSE (IGNITION)
 — BLOWER MOTOR FAN</p> | <p>8. 15 AMP FUSE (IGNITION)
 — FOUR WHEEL DRIVE LAMP
 — INSTRUMENT CLUSTER FEED
 — REAR WINDOW DEFOGGER</p> <p>9. 30 AMP CIRCUIT BREAKER (IGNITION)
 — TAILGATE WINDOW — FRONT SWITCH
 — A/C
 — POWER WINDOWS</p> <p>10. 20 AMP FUSE (BATTERY)
 — PARK/TAIL LAMPS
 — FOG LAMPS</p> <p>11. 3 AMP FUSE (HEADLAMP SW/BATTERY)
 — HEADLAMP SWITCH RHEOSTAT (DIMMER)
 FOR ACCESSORY DISPLAY LAMPS
 — CLOCK (DIMMER)</p> <p>12. 10 AMP FUSE (IGNITION)
 — CLOCK
 — CRUISE COMMAND (PLUS 4 AMP FUSE)
 — RADIO</p> <p>13. 15 AMP FUSE (IGNITION)
 — TURN SIGNAL LAMPS</p> <p>14. 20 AMP FUSE (IGNITION)
 — WIPERS
 — WASHER PUMP</p> |
|--|---|