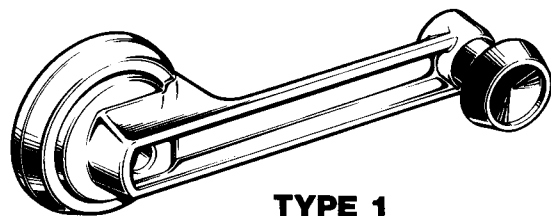
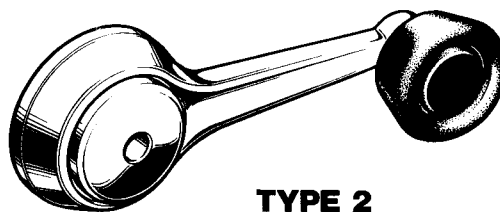


## SPECIAL INFORMATION

## NOTES

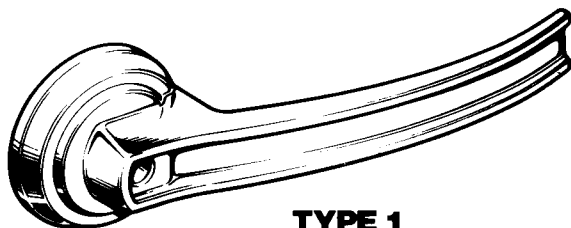
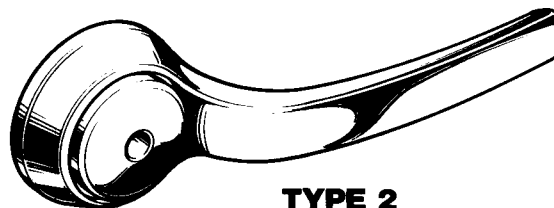
23-1 . . . . To identify this Window Regulator Handle refer to the Illustration listed below as Type 1.

23-2 . . . . To identify this Window Regulator Handle refer to the Illustration listed below as Type 2.

**TYPE 1****TYPE 2**

23-3 . . . . To identify this Remote Control Handle refer to the Illustration listed below as Type 1.

23-4 . . . . To identify this Remote Control Handle refer to the Illustration listed below as Type 2.

**TYPE 1****TYPE 2**



## DOORS - HARDWARE

23.006

GROUP NO. — DESCRIPTION — YEAR and MODEL	PAKS CODE	PRIMARY GROUP NO.	PER CAR	PART NO.	CODE
<b>23.001 DOOR, Front (Incl. Outer Panel)</b>					
74/ (Left) 10-20-40.....			1	545 1169	
76 (Left) 90.....			1	545 4133	
74/ (Right) 10-20-40.....			1	545 1170	
76 (Right) 90.....			1	545 4134	
<b>23.001-2 PANEL, Front Door Outer</b>					
74/ (Left) 10-20-40.....			1	987 411	
76 (Left) 90.....			1	545 4135	
74/ (Right) 10-20-40.....			1	987 412	
76 (Right) 90.....			1	545 4136	
<b>23.002-1 DOOR, Rear Station Wagon (Incl. Outer Panel)</b>					
74/ (Left) 14-15.....			1	987 745	
74/ (Right) 14-15.....			1	987 746	
<b>23.002-2 PANEL, Rear Station Wagon Door Outer</b>					
74/ (Left) 14-15.....			1	957 361	
74/ (Right) 14-15.....			1	957 362	
<b>23.002-3 SEAL, Door Inner Panel Dust</b>					
74 10-20-40.....			AR	979 385	
75/ 10-20-40.....			AR	545 6156	
<b>23.002-4 ATTACHING PARTS, Door Inner Panel Dust Seal To Door</b>					
RIVET..... 74/ 10-20-40.....			AR	979 226	
<b>23.006-1 TAILGATE ASSEMBLY, (Inner And Outer Panels)</b>					
74/ (Manual) 10... (Incl. Locks, Remote Control, Regulator, Torque Rods And Hinges).....			1	545 1401	
74/ (Electric) 10... (Incl. Locks, Remote Control, Regulator, Torque Rods And Hinges)..... <i>(Use 545 1402)</i>			1	545 3791	
74/ (Manual And Electric)(Shell) 10.....			1	545 1402	
74 (Solid Back Panel-Nonswing Down) 80.....	20.330		1	986 346	
75 (Solid Back Panel-Nonswing Down) 80.....	20.330		1	545 4668	
74/ (Swing Down Type) 80.....			1	685 459	
76 (Solid Back Panel-Nonswing Down) 83.....	20.330		1	545 7342	
76 90.....			1	545 4025	
<b>23.006-1a STRAINER, Tailgate Rear Panel To Frame (On Solid Back Panel)</b>					
74 (Outer) 80.....			2	A 2336	
74 (Inner) 80.....			2	663 079	
<b>23.006-1b BUMPER, Tailgate (Rubber)</b>					
76 90.....			2	545 7113	
<b>23.006-1c ATTACHING PARTS, Bumper To Rear Body Panel</b>					
SCREW, Tapping..... 76 90.....	17.660		2	G9426366	
<b>23.006-2 PANEL, Tailgate Inner</b>					
74/ 10.....			1	545 1406	
<b>23.006-3 COVER, Tailgate Window Regulator Access</b>					
74/ 10.....			1	952 567	
<b>23.006-4 GASKET, Access Cover To Tailgate</b>					
74/ 10.....			1	984 755	
<b>23.006-5 ATTACHING PARTS, Access Cover To Tailgate</b>					
SCREW, Tapping..... 74/ 10.....			12	966 227	
NUT, Speed..... 74/ 10.....			12	966 217	
<b>23.006-6 HINGE, Tailgate</b>					
74/ (Left) 10.....			1	545 1409	
74/ (Right) 10.....			1	545 1410	
74/ 80.....			2	663 669	
76 90.....			2	545 4029	

## 23.006

## DOORS - HARDWARE

## 23.006-6a LOCK, Tailgate

## LEFT

74	(Body Half) 80	1	663 111
74	(Tailgate Half) 80	1	663 194
76	90	1	545 4030

## RIGHT

74	(Body Half) 80	1	663 112
74	(Tailgate Half) 80	1	663 195
76	90	1	545 4030

## 23.006-6b LINK, Tailgate Chain

74/	80	2	651 593
-----	----	---	---------

## 23.006-6c CHAIN ASSEMBLY, Tailgate (Incl. Cover)

74	(Left) 80	1	651 589
74/	(Right) 80	1	651 590

## 23.006-6d COVER, Tailgate Chain

74/	80	2	964 835
-----	----	---	---------

## 23.006-6b ATTACHING PARTS, Tailgate Lock

BOLT, Shoulder	76	90	2	957 717
WASHER, Wave	76	90	2	958 649

## 23.006-7 ATTACHING PARTS, Tailgate Hinge

SCREW	74/	10	12.060	8	400 3069
NUT, Hexagon	74/	(Hinge To Body) 80	17.406	4	G120377
SCREW, Machine	74/	(Hinge To Body) 80	17.630	4	G455170
SCREW, Machine	76	90		8	400 4956
WASHER	74/	(Plate And Pivot To Pillar) 80	3.082	4	961 070

## 23.006-8 PIN, Tailgate Hinge

74/	10	2	957 733
74/	80... (7" Long)	2	663 428

## 23.006-9 PLATE, Tailgate Hinge Cover

74/	10 (Upper)	2	545 1437
74/	10 (Lower)	2	545 1413

## 23.006-10 ATTACHING PARTS, Tailgate Hinge Cover Plate To Inner Panel

SCREW, Tapping	74/	(Lower) 10	17.654	8	G163470
SCREW, Tapping	74/	(Upper) 10	29.052	8	400 1477

## 23.006-11 ROD, Tailgate Counter Balance Torque

74/	(Left) 10	1	545 1577
74/	(Right) 10	1	545 1578

## 23.006-12 ARM, Tailgate Support

## LEFT

74	10 (LEAB)	1	957 725
74	10 (WEAB)	1	545 2317

## RIGHT

74	10 (LEAB)	1	957 726
74/	10 (WEAB)	1	545 2318

## 23.006-13 ATTACHING PARTS, Support Arm To Inner Panel And Pillar Assembly

BOLT, Shoulder	74/	10	4	957 717
WASHER, Lock	74/	10	4	966 359
WASHER, Spring	74/	10	4	958 649

## 23.006-14 SLEEVE, Tailgate Support Arm

74/	10	4	961 095
-----	----	---	---------

## DOORS - HARDWARE

23.012

<b>23.006-15 BUMPER, Tailgate Support Arm</b>				
74' (Fits Into Lower Bottom Side Of Inner Tailgate Panel) 10.....	.....	2	964	504
<b>23.006-16 DOVETAIL ASSEMBLY, Tailgate</b>				
74/75 (On Tailgate Pillar) 10... (Incl. Stud).....	.....	2	545	1620
74/ (Plate Assembly) 10... (Incl. Weldnuts).....	.....	2	545	1569
74/75 (Nut Assembly) 10... (Incl. Dished Lockwasher).....	31.040	2	958	197
76 (Nut Assembly) 10... (Incl. Dished Lockwasher).....	.....	2	400	4866
74 75 (Stud) 10.....	.....	2	545	1570
76 (Stud) 10.....	.....	2	400	5639
<b>23.006-17 ATTACHING PARTS, Tailgate Dovetail Assembly To Body</b>				
NUT, Hexagon..... 74/ 10.....	31.040	2	958	197
SHI'..... 74/ 10.....	.....	4	966	260
<b>23.006-17a RECEPTACLE, Dovetail (Tailgate Half)</b>				
74/ 10.....	.....	2	545	1600
<b>23.006-17b BUMPER, Dovetail Receptacle Insert</b>				
74/ 10.....	2.300	2	545	1638
<b>23.006-17c ATTACHING PARTS, Dovetail Receptacle (Tailgate Half)</b>				
SCREW, Tapping..... 74/ 10.....	23.402	4	400	3794
<b>23.008-1 FRAME, Tailgate Glass</b>				
74/75 10.....	.....	1	956	885
<b>23.008-2 FRAME, Front Door Window</b>				
74/ (Left) 10-20-40.....	.....	1	987	267
76 (Left) 90.....	.....	1	545	4143
74/ (Right) 10-20-40.....	.....	1	987	268
76 (Right) 90.....	.....	1	545	4144
<b>23.008-3 ATTACHING PARTS, Front Door Window Frame</b>				
SCREW, Hexagon..... 74/ (Frame To Hinge Reinf.) 10-20-40.....	12.060	4	400	3069
SCREW, Truss Head.... 74/ (Frame To Inner Panel) 10-20-40.....	.....	6	961	814
<b>23.008-4 FRAME, Rear Door Window</b>				
74 (Left) 14-15.....	.....	1	984	773
74 (Right) 14-15.....	.....	1	984	774
<b>23.008-5 ATTACHING PARTS, Rear Door Window Frame</b>				
SCREW, Tapping..... 74/ (To Door) 14-15... (3/8" Long).....	17.649	6	G9411800	
SCREW, Truss Head.... 74/ (To Door) 14-15... (3/8" Long).....	.....	6	984	806
SCREW, Pan Head..... 74/ (Front Face) 14-15... (7/16" Long)....	17.	10	G273685	
SCREW, Truss Head.... 74/ (Front Face) 14-15... (5/16" Long)....	.....	6	979	925
SCREW, Truss Head.... 74/ (Rear Face) 14-15... (5/16" Long).....	.....	4	979	925
WASHER, Plain..... 74/ (To Door Inner Panel) 14-15... (1/4")..	.....	10	961	081
<b>23.012-1 SEALER, Front Door</b>				
74/ (Left) 10-20-40... (Incl. Windcord).....	29.358	1	545	0517
76 (Left) 90... (Incl. Clips).....	.....	1	545	4169
74/ (Right) 10-20-40... (Incl. Windcord).....	29.358	1	545	0518
76 (Right) 90... (Incl. Clips).....	.....	1	545	4170
<b>23.012-1a ATTACHING PARTS, Door Sealer</b>				
CLIP..... 76 90.....	.....	20	400	1916
<b>23.012-3 RAIN SHIELD, Front Door</b>				
74/ (Left-Front) 10-20-40... (25" Long).....	.....	1	985	016
74/ (Right-Front) 10-20-40... (25" Long).....	.....	1	985	017
74/ (Upper) 10-20-40... (20-1/4" Long).....	.....	2	985	014

## 23.012

## DOORS - HARDWARE

<b>23.012-4</b>	<b>ATTACHING PARTS, Rain Shield To Front Door</b>				
	RIVET (Plastic) . . . . . 74/ 10-20-40. . . . .	23.002	18	979 226	
<b>23.012-5</b>	<b>ATTACHING PARTS, Rain Shield To Roof Panel</b>				
	RIVET (Plastic) . . . . . 74/ 10-20-40. . . . .	23.002	10	979 226	
<b>23.012-6</b>	<b>SEALER, Rear Door (On Body)</b>				
	74/ 14-15. . . (Incl. Windcord). . . . .	29.358	2	545 0519	
<b>23.012-9</b>	<b>RAIN SHIELD, Rear Door</b>				
	74/ 14-15. . . . .	.....	2	985 015	
<b>23.012-10</b>	<b>ATTACHING PARTS, Rain Shield To Rear Door</b>				
	RIVET (Plastic) . . . . . 74/ 14-15. . . . .	23.002	10	979 226	
<b>23.013-1</b>	<b>SEALER, Tailgate</b>				
	74/ 10 (On Body) . . . . .	.....	1	545 1573	
	76 90 (On Door-Sides And Bottom). . . (Incl. Clips) . . . . .	.....	1	545 7112	
<b>23.013-1a</b>	<b>ATTACHING PARTS, Tailgate Sealer</b>				
	CLIP . . . . . 76 90. . . . .	.....	14	400 1916	
	RIVET (Plastic) . . . . . 76 90. . . . .	.....	2	976 415	
<b>23.013-2</b>	<b>SEAL, Tailgate Opening</b>				
	74/ (On Body) 10. . . (25-1/4" Long) . . . . .	.....	2	545 7377	
<b>23.013-2a</b>	<b>ATTACHING PARTS, Tailgate Sealer To Rear Cross Sill</b>				
	CLIP . . . . . 74/ 10. . . . .	23.012	11	400 1916	
	RIVET (Plastic) . . . . . 74/ 10. . . . .	28.455	2	976 415	
<b>23.013-3</b>	<b>SPACER, Tailgate To Sealer Lower</b>				
	74/ (Left-On Tailgate) 10. . . . .	.....	1	959 555	
	74/ (Right-On Tailgate) 10. . . . .	.....	1	959 556	
<b>23.013-4</b>	<b>SEAL, Tailgate Inner Panel Dust</b>				
	74 10. . . . .	23.002	2	979 385	
	75/ 10. . . . .	23.002	2	545 6156	
<b>23.013-5</b>	<b>ATTACHING PARTS, Inner Panel Dust Seal</b>				
	RIVET (Plastic) . . . . . 74 10. . . . .	23.002	4	979 226	
<b>23.013-6</b>	<b>CAP, Tailgate Upper Outer End (On Tailgate Door)</b>				
	74/ (Left) 10. . . . . <i>(Use 545 5049)</i> . . . . .	.....	1	545 2497	
	74/ (Right) 10. . . . . <i>(Use 545 5050)</i> . . . . .	.....	1	545 2498	
<b>23.013-6a</b>	<b>ATTACHING PARTS, Tailgate Upper End Cap To Door</b>				
	SCREW, Tapping. . . . . 74 10. . . . .	26.075	6	962 399	
<b>23.013-7</b>	<b>SEAL, Tailgate Pillar (On Body)</b>				
	74 (Left-Black Plastic) 10. . . . .	.....	1	968 537	
	74 (Right-Black Plastic) 10. . . . .	.....	1	968 538	
<b>23.015-1</b>	<b>HINGE, Front Door Upper</b>				
	74/ (Left) 10-20-40. . . . .	.....	1	545 5199	
	76 (Left) 90 (Door Half). . . . .	.....	1	545 3831	
	74/ (Right) 10-20-40. . . . .	.....	1	545 5200	
	76 (Right) 90 (Door Half). . . . .	.....	1	545 3832	
<b>23.015-2</b>	<b>ATTACHING PARTS, Front Door Upper Hinge To Door</b>				
	BOLT, Hexagon . . . . . 74/ 10-20-40. . . . .	.....	AR	966 247	
	SCREW, Machine. . . . . 76 90. . . . .	.....	AR	400 4956	
<b>23.015-3</b>	<b>ATTACHING PARTS, Front Door Upper Hinge To Body</b>				
	BOLT, Hexagon . . . . . 74/ 10-20-40. . . . .	.....	AR	966 247	
<b>23.015-4</b>	<b>SEAL, Front Door Hinge (Upper And Lower)</b>				
	76 10-20-40. . . . .	.....	4	545 5354	

## DOORS - HARDWARE

23.023

<b>23.015-5</b>	<b>BRACKET, Front Door Restraint Pin</b>						
	76 90.....	.....	2	545	9280		
<b>23.015-6</b>	<b>PIN, Front Door Restraint Bracket</b>						
	76 90 (Body Half).....	.....	2	545	9286		
	76 90 (Door Half-Footman Loop).....	.....	2	545	5264		
<b>23.015-7</b>	<b>ATTACHING PARTS, Restraint Strap</b>						
	SCREW, Machine..... 76 90 (Pin To Body).....	17.629	4	G272475			
	SCREW, Tapping..... 76 90 (Footman Loop To Door).....	.....	4	400	4995		
<b>23.015-8</b>	<b>STRAP, Door Restraint (Black Webbing)</b>						
	76 90.....	.....	2	545	9207		
<b>23.016-1</b>	<b>HINGE, Front Door Lower</b>						
	74/ (Left) 10-20-40.....	.....	1	545	5201		
	76 (Left) 90 (Door Half).....	.....	1	545	3831		
	76 (Left) 90 (Body Half).....	.....	1	545	7097		
	74/ (Right) 10-20-40.....	.....	1	545	5202		
	76 (Right) 90 (Door Half).....	.....	1	545	3832		
	76 (Right) 90 (Body Half).....	.....	1	545	7098		
<b>23.016-2</b>	<b>ATTACHING PARTS, Front Door Lower Hinge To Door</b>						
	BOLT, Hexagon..... 74/ 10-20-40.....	23.015	AR	966	247		
	SCREW, Machine..... 76 90.....	.....	AR	400	4956		
<b>23.016-3</b>	<b>ATTACHING PARTS, Front Door Lower Hinge To Body</b>						
	BOLT, Hexagon..... 74/ 10-20-40.....	23.015	AR	966	247		
<b>23.016-4</b>	<b>SHIM, Front Door Hinge Pillar</b>						
	74/ (Rubber) 10-20-40... (51-1/2" Long).....	.....	2	981	630		
	76 (Nylon) 90... (.06" Thick).....	.....	AR	400	5677		
	76 (Nylon) 90... (.09" Thick).....	.....	AR	400	5678		
<b>23.016-5</b>	<b>PLUG, Front And Rear Door Upper Corner (Rubber)</b>						
	74 (Rear On Front Door-Front And Rear On Rear Door) 10-20-40.....	.....	6	988	575		
<b>23.016-6</b>	<b>PLUG, Front Door Front Upper Corner (Rubber)</b>						
	74 10-20-40.....	.....	2	988	808		
<b>23.017-1</b>	<b>HINGE, Rear Door Upper</b>						
	74/ (Left) 14-15.....	.....	1	545	5207		
	74/ (Right) 14-15.....	.....	1	545	5208		
<b>23.017-2</b>	<b>ATTACHING PARTS, Rear Door Upper Hinge To Door</b>						
	SCREW, Machine..... 74/ 14-15... (7/8" Long).....	17.586	AR	G9415911			
<b>23.017-3</b>	<b>ATTACHING PARTS, Rear Door Upper Hinge To Body</b>						
	SCREW, Machine..... 74/ 14-15.....	17.586	AR	G9415911			
<b>23.018-1</b>	<b>HINGE, Rear Door Lower</b>						
	74/ (Left) 14-15.....	.....	1	545	5205		
	74/ (Right) 14-15.....	.....	1	545	5206		
<b>23.018-2</b>	<b>ATTACHING PARTS, Rear Door Lower Hinge To Door</b>						
	SCREW, Machine..... 74/ 14-15... (7/8" Long).....	17.586	AR	G9415911			
<b>23.018-3</b>	<b>ATTACHING PARTS, Rear Door Lower Hinge To Body</b>						
	SCREW, Machine..... 74/ 14-15.....	17.586	AR	G9415911			
<b>23.018-8</b>	<b>SHIM STRIP, Rear Door Lock Pillar</b>						
	74 14-15... (24" Long).....	.....	2	988	324		
<b>23.023-1</b>	<b>PIN, Rear Door Hinge</b>						
	74/ (Upper) 14-15.....	.....	2	400	4897		
	74/ (Lower) 14-15.....	.....	2	400	4896		
<b>23.023-1a</b>	<b>BUSHING, Rear Door Hinge (Upper And Lower)</b>						
	74/.....	23.016	4	360	9194		

## 23.023

## DOORS - HARDWARE

<b>23.023-3 SHIM, Rear Door Hinge Plate To Door</b>				
74/ (Upper) 14-15.....	2	958 699		
74/ (Lower) 14-15.....	2	958 682		
<b>23.036-1 CABLE, Tailgate Support</b>				
76 90... (18-21/32" Long).....	2	545 4031		
<b>23.036-2 ATTACHING PARTS, Tailgate Support Cable</b>				
SCREW, Shoulder..... 76 90.....	4	400 3577		
WASHER, Wave..... 76 90.....	4	400 3578		
<b>23.037-1 BRACKET, Tailgate Support Cable</b>				
76 90 (To Tailgate).....	2	545 7028		
76 (Left) 90 (To Wheelhouse).....	1	545 7305		
76 (Right) 90 (To Wheelhouse).....	1	545 7306		
<b>23.037-2 ATTACHING PARTS, Tailgate Support Cable Bracket</b>				
SCREW, Flat Head..... 76 90.....	4	400 4960		
<b>23.039-1 LATCH, Tailgate</b>				
74/ (Left) 10.....	1	977 731		
74 (Right) 10.....	1	977 732		
<b>23.039-2 ATTACHING PARTS, Latch To Tailgate</b>				
SCREW, Machine..... 74/ 10.....	17.598	6	400 5321	
<b>23.039-3 CONTROL, Tailgate Remote</b>				
74/ (Center Of Inner Panel) 10... (Incl. Links).....	1	961 995		
<b>23.039-4 ATTACHING PARTS, Remote Control To Tailgate</b>				
SCREW, Machine..... 74/ 10... (1/4" Long).....	17.629	6	G273333	
SCREW, Machine..... 74/ 10... (3/8" Long).....	17.598	2	G188749	
<b>23.039-5 HANDLE, Tailgate Latch Release</b>				
74/ (Inner) 10.....	23.074	1	956 374	
<b>23.039-6 ATTACHING PARTS, Handle To Latch</b>				
SCREW, Oval Head..... 74/ 10.....	23.074	1	960 212	
<b>23.039-7 STRIKER, Tailgate (On Body)</b>				
74/ (Left) 10.....	23.087	1	976 487	
74/ (Right) 10.....	23.087	1	976 488	
<b>23.039-8 ATTACHING PARTS, Tailgate Striker To Body</b>				
SCREW, Machine..... 74/ 10... (3/4" Long).....	17.598	6	G190959	
SCREW, Machine..... 74/ 10... (7/8" Long).....	23.087	6	973 269	
WASHER, Lock..... 74/ 10.....	17.824	6	G120423	
<b>23.039-9 SHIM, Tailgate Wedge Plate Striker</b>				
74 10 ("E" Shape).....	AR	961 830		
<b>23.040-1 REGULATOR, Manual Tailgate Window (Refer Group 23.306 For Electric)</b>				
74/ 10.....	23.006	1	974 016	
<b>23.040-2 ATTACHING PARTS, Tailgate Window Regulator To Panel</b>				
SCREW, Machine..... 74/ 10 (Used With Manual Tailgate) ... (1/4"-20 x 1/2").....	17.598	6	G454542	
SCREW, Machine..... 74 10 (Used With Electric Tailgate) ... (1/4"-20 x 1-1/8").....		6	812 6447	
<b>23.040-2a SPACER, Tailgate Window Regulator Panel</b>				
74/ 10.....		6	812 5586	
<b>23.040-3 RETAINER, Tailgate Window Regulator Stud</b>				
74/ (Attaches To Glass Lifter Channel) 10.....	23.098	2	980 363	
<b>23.040-4 BRACKET, Glass Stop (Inner Panel - Lower Center)</b>				
74/ 10.....		1	957 745	
<b>23.040-5 ATTACHING PARTS, Glass Stop Bracket To Inner Panel</b>				
SCREW, Machine..... 74/ 10... (1/4"-20 x 1/2").....	17.598	2	G454542	



## DOORS - HARDWARE

23.057

23.040-6	<b>BUMPER, Glass Stop Bracket</b> 74/ (Rubber) 10... (2-1/2" Long).....	1	976 665
23.050-1	<b>LATCH, Front Door</b> 74/ (Left) 10-20-40.....	1	977 739
	76 (Left) 90.....	1	545 4177
	74/ (Right) 10-20-40.....	1	977 740
	76 (Right) 90.....	1	545 4178
23.050-2	<b>ATTACHING PARTS, Front Door Lock To Inner Panel</b> SCREW, Machine..... 74/ 10-20-40.....	AR	400 5321
	SCREW, Machine..... 76 90.....	8	400 5657
23.051-1	<b>LATCH, Rear Door</b> 74/ (Left) 14-15 (Station Wagon).....	1	977 737
	74/ (Right) 14-15 (Station Wagon).....	1	977 738
23.051-2	<b>ATTACHING PARTS, Rear Door Latch To Door Inner Panel</b> SCREW, Machine..... 74/ 14-15.....	6	400 5321
23.054-1	<b>KNOB, Front Door Lock Push</b> 74/ (Chrome) 10-20-40... (1-11/16" Long).....	2	989 957
23.054-2	<b>KNOB, Rear Door Lock Push</b> 74/ (Chrome) 14-15... (1-11/16" Long).....	2	989 957
23.054-3	<b>GROMMET, Front Door Lock Push Knob</b> 74/ 10-20-40.....	2	972 848
23.054-4	<b>GROMMET, Rear Door Lock Push Knob</b> 74/ 14-15.....	2	972 848
23.055-1	<b>ROD, Front Door Locking (Knob To Latch)</b> 74/ 10-20-40.....	2	957 295
23.055-2	<b>BUSHING, Front Door Locking Rod</b> 74/ 10-20-40.....	29.105	2 987 573
23.055-3	<b>SLEEVE, Front Door Locking Rod</b> 74/ 10-20-40 (Rubber) ... (6" Long) .....	2	961 848
23.056-1	<b>CONTROL, Front Door Latch Remote</b> 74/ (Left) 10-20-40... (Incl. 24" Link).....	1	973 541
	74/ (Right) 10-20-40... (Incl. 24" Link).....	1	973 542
23.056-2	<b>ATTACHING PARTS, Front Door Latch Remote Control To Inner Panel</b> SCREW, Machine..... 74/ 10-20-40.....	17.629	6 G271113
23.056-3	<b>CONTROL, Rear Door Latch Remote</b> 74/ (Left) 14-15.....	1	973 545
	74/ (Right) 14-15.....	1	973 546
23.056-4	<b>ATTACHING PARTS, Rear Door Latch Remote Control To Inner Panel</b> SCREW, Machine..... 74/ 14-15.....	17.629	6 G271113
23.057-1	<b>BELLCRANK AND LINK, Rear Door Remote Control To Locking Knob</b> 74/ (Left) 14-15.....	1	960 173
	74/ (Right) 14-15.....	1	960 174
23.057-2	<b>ATTACHING PARTS, Bellcrank And Link To Rear Door Remote Control</b> SCREW, Machine..... 74/ 14-15.....	17.629	4 G271113
23.057-3	<b>ROD, Bellcrank To Rear Door Lock Push Knob</b> 74/ 14-15... (5" Long).....	2	957 501
23.057-4	<b>ROD, Bellcrank To Rear Door Latch</b> 74/ 14-15... (6-9/16" Long).....	2	957 297

## 23.058

## DOORS - HARDWARE

<b>23.058-1</b>	<b>HANDLE, Remote Control (Front And Rear Door)</b>				
	74/ 10-20-40 (* 23-3) .....	AR		972	946
	74/ 10-20-40 (* 23-4) .....	AR		545	5997
<b>23.058-2</b>	<b>ATTACHING PARTS, Remote Control Handle To Control (Front And Rear)</b>				
	SCREW, Socket Head... 74/ (On Face Of Hub) 10-20-40.....	AR		973	442
	WASHER, Plain..... 74/ 10-20-40.....	17.814	4	G446143	
<b>23.058-3</b>	<b>WASHER, Remote Control Handle (Front And Rear Door)</b>				
	74/ (Used With Standard Trim) 14-16-20-40 .....	AR		956	346
	74/ (Used With Deluxe Trim) 14-16-20-40.....	23.104	AR	987	527
<b>23.074-1</b>	<b>HANDLE, Front Door Outside</b>				
	74/ (Left) 10-20-40 (Complete)..... 116 .....		1	956	855
	76 (Left) 90...(Incl. Cylinder)...(Less Keys).....		1	812	7067
	74/ (Right) 10-20-40 (Complete)..... 116 .....		1	956	856
	76 (Right) 90...(Incl. Cylinder)...(Less Keys).....		1	812	7066
<b>23.074-2</b>	<b>ATTACHING PARTS, Front Door Outside Handle To Door</b>				
	SCREW, Hexagon..... 74/ 10-20-40.....		4	981	780
	SCREW, Tappina..... 76 90.....		4	400	4980
<b>23.074-3</b>	<b>HANDLE, Rear Door Outside (Complete)</b>				
	74/ (Left) 14-15.....		1	956	855
	74/ (Right) 14-15.....		1	956	856
<b>23.074-4</b>	<b>ATTACHING PARTS, Rear Door Outside Handle To Door</b>				
	SCREW, Hexagon..... 74/ 14-15.....		4	981	780
<b>23.074-7</b>	<b>GASKET, Front Door Outside Handle</b>				
	<b>LEFT</b>				
	74/ (Front Half) 10-20-40.....		1	960	393
	74/ (Rear Half) 10-20-40 .....		1	960	387
	<b>RIGHT</b>				
	74/ (Front Half) 10-20-40.....		1	960	394
	74/ (Rear Half) 10-20-40 .....		1	960	388
<b>23.074-8</b>	<b>GASKET, Rear Door Outside Handle</b>				
	<b>LEFT</b>				
	74/ (Front Half) 14-15.....		1	960	393
	74/ (Rear Half) 14-15 .....		1	960	387
	<b>RIGHT</b>				
	74/ (Front Half) 14-15.....		1	960	394
	74/ (Rear Half) 14-15 .....		1	960	388
<b>23.078-1</b>	<b>HANDLE, Tailgate Window Regulator (Manual)</b>				
	74/ 10...(Less Lock Cylinder And Keys).....		1	545	1501
<b>23.078-2</b>	<b>ATTACHING PARTS, Tailgate Handle To Regulator (Manual)</b>				
	SCREW, Machine..... 74/ 10.....	17.604	3	G455694	
<b>23.078-3</b>	<b>GASKET, Tailgate Handle (Manual)</b>				
	74/ 10.....	23.306	1	960	205
<b>23.081-2a</b>	<b>CYLINDER, Front Door Lock (Uncoded)(Less Keys)</b>				
	74/ 10-20-40.....		2	812	2967
<b>23.081-4</b>	<b>CYLINDER ASSEMBLY, Tailgate Lock (Uncoded)(Less Keys)</b>				
	74/ 10 (WER).....		1	812	2970
	74/ 10 (LER).....		1	812	2971

DOORS - HARDWARE

23.100

23.081-5	<b>GASKET, Front Door Lock Cylinder Assembly</b>				
	74/ 10-20-40.....	2		987 272	
23.081-7	<b>SHAFT, Tailgate Lock Cylinder</b>				
	74/ 10.....	1		962 048	
23.085-1	<b>KEY, Front Door Lock Cylinder (Uncoded)</b>				
	74/ 10-20-40.....	2		364 1914	
	76 90.....	2		364 1913	
23.085-3	<b>KEY, Tailgate Lock Cylinder (Uncoded)</b>				
	74/ 10.....	2		364 1914	
23.086-1	<b>RETAINER, Front Door Lock Cylinder</b>				
	74/ 10-20-40... (27/32" I.D.) .....	2		987 269	
23.087-1	<b>STRIKER, Door Lock</b>				
	74/ (Left) 10-20-40.....	2		976 487	
	74/ (Right) 10-20-40..... (Use 984 752)	2		976 488	
	76 90.....	2		545 7060	
23.087-2	<b>ATTACHING PARTS, Door Lock Striker</b>				
	SCREW, Pan Head..... 74/ 10-20-40... (3/4" Long).....	17.598	AR	G190959	
	SCREW, Pan Head..... 74/ 10-20-40... (7/8" Long).....		AR	973 269	
	SCREW..... 76 90.....		4	400 4995	
	WASHER, Lock..... 74/ 10-20-40.....	17.824	AR	G120423	
23.087-3	<b>SHIM, Lock Pillar Striker</b>				
	74 10-20-40 (Oblong Shape With 3 Holes) .....		AR	958 683	
	75/ 10-20-40 (Oblong Shape Without Holes) .....		AR	545 6740	
	76 90.....		AR	545 9187	
23.087-4	<b>SHIM STRIP, Center Pillar Lower</b>				
	74/ 10... (6" Long).....	2		981 384	
23.098-1	<b>REGULATOR, Front Door Window</b>				
	74/ (Left) 10-20-40.....	1		973 601	
	76 (Left) 90.....	1		545 4145	
	74/ (Right) 10-20-40.....	1		973 602	
	76 (Right) 90.....	1		545 4146	
23.098-2	<b>ATTACHING PARTS, Front Door Window Regulator To Door</b>				
	SCREW, Machine..... 74/ 10-20-40.....	17.629	8	G271113	
	SCREW, Machine..... 76 90.....	17.598	4	G191985	
23.098-3	<b>RETAINER, Front Door Window Regulator Stud</b>				
	74/75 10.....		AR	980 363	
	74/75 20-40.....		2	962 077	
	76 10-20-40.....		2	980 363	
23.098-4	<b>REGULATOR, Rear Door Window</b>				
	74/ (Left) 14-15.....	1		973 555	
	74/ (Right) 14-15.....	1		973 556	
23.098-5	<b>ATTACHING PARTS, Rear Door Window Regulator To Door</b>				
	SCREW, Machine..... 74/ 14-15.....	17.629	14	G271113	
23.098-6	<b>RETAINER, Rear Door Window Regulator Stud</b>				
	74/ 14-15.....		4	980 363	
23.100-1	<b>HANDLE, Door Window Regulator (Incl. Knob)</b>				
	<b>FRONT</b>				
	74 (Chrome With Black Knob) 10-20-40 (* 23-1).....	2		989 948	
	74 (Chrome With Black Knob) 10-20-40 (* 23-2).....	2		367 8907	
	74 (Chrome With Chrome Knob) 10-20-40.....	2		973 474	
	75/ (Chrome With Black Knob).....	2		367 8907	

## 23.100

## DOORS - HARDWARE

**REAR**

74	(Chrome With Black Knob) 10-20-40 (* 23-2).....	2	367 8907
74	(Chrome With Black Knob) 10 (* 23-1).....	2	989 948
74	(Chrome With Chrome Knob) 10.....	2	973 474
75/	(Chrome With Black Knob).....	2	367 8907

**23.100-2 ATTACHING PARTS, Door Window Regulator Handle**

SCREW, Socket Head... 74/	(On Face Of Hub) 10-20-40.....	23.058	2	973 442
SCREW, Socket Head... 76	90.....		2	400 4478
WASHER, Plain..... 74/	10-20-40.....	17.814	AR	G446143

**23.104-1 WASHER, Door Window Regulator Handle (Front And Rear)**

74/	(Used With Standard Trim) 10-20-40.....	23.058	AR	956 346
74/	(Used With Deluxe Trim) 10-20-40.....		AR	987 527
75/	(Nylon) 10-20-40...(2" O.D.).....		AR	361 3467

**23.110-1 VENTILATOR, Front Door (Incl. Glass)****STAINLESS STEEL FRAME**

74/	(Left-Clear) 10-20-40.....		1	987 921
74/	(Left-Tinted) 10-20-40.....		1	987 939
74/	(Right-Clear) 10-20-40.....		1	987 920
74/	(Right-Tinted) 10-20-40.....		1	987 940

**PAINTED BLACK FRAME**

74/	(Left-Clear) 10-20-40.....		1	987 923
74/	(Right-Clear) 10-20-40.....		1	987 922

**23.110-2 ATTACHING PARTS, Front Door Ventilator To Door**

SCREW, Tapping..... 74/	(Base Of Ventilator To Door) 10-20-40..	17.660	2	400 2099
SCREW, Tapping..... 74/	(Ventilator To Door Glass Frame)			
	10-20-40.....	17.649	8	G9411800
SCREW, Truss Head... 74/	(Ventilator To Door Glass Frame)			
	10-20-40.....	23.008	8	984 806
SCREW, Machine..... 74/	(Ventilator To Door Inner Panel)			
	10-20-40.....	17.598	6	G454542
SCREW, Machine..... 74/	(Ventilator To Door Inner Panel)			
	10-20-40.....	17.610	6	G455683

**23.114-1 FRAME, Front Door Ventilator (Incl. Pivot Stud And Locking Handle Shaft)****LEFT**

74/	(Painted) 10-20-40.....		1	812 3327
74/	(Stainless Steel) 10-20-40.....		1	812 3325

**RIGHT**

74/	(Painted) 10-20-40.....		1	812 3326
74/	(Stainless Steel) 10-20-40.....		1	812 3324

**23.116-1 WEATHERSTRIP, Front Door Ventilator**

74/	(Left) 10-20-40.....		1	987 925
76	(Left) 90.....		1	545 9433
74/	(Right) 10-20-40.....		1	987 926
76	(Right) 90.....		1	545 9434

**23.117 WEATHERSTRIP, Front Door Glass Division Bar**

76	90.....		2	545 4164
----	---------	--	---	----------

**23.118-1 PIVOT KIT, Front Door Ventilator Window Upper****LEFT**

74/	(Male) 10-20-40.....	60		1	977 951
74/	(Female) 10-20-40.....	58		1	972 655

**RIGHT**

74/	(Male) 10-20-40.....	60		1	977 952
74/	(Female) 10-20-40.....	58		1	972 656

## DOORS - HARDWARE

23.306

23.121-1	<b>HANDLE KIT, Front Door Ventilator Lock</b>						
	74/ (Left) 10-20-40.....	59	.....	1	966	483	
	74/ (Right) 10-20-40.....	59	.....	1	966	484	
23.125-1	<b>BAR, Front Door Division</b>						
	76 (Left) 90.....		.....	1	545	4161	
	76 (Right) 90.....		.....	1	545	4162	
23.125-1a	<b>ATTACHING PARTS, Front Door Division Bar To Door Frame</b>						
	SCREW, Tapping..... 76 90.....		.....	2	400	4812	
	WASHER, Lock..... 76 90.....		17.	2	G120386		
23.125-1b	<b>BRACKET, Division Bar To Inner Door</b>						
	76 90.....		.....	2	545	7300	
23.125-1c	<b>ATTACHING PARTS, Division Bar To Inner Door Bracket</b>						
	SCREW, Tapping..... 76 90.....		17.610	4	G455683		
23.125-2	<b>BRACKET, Front Door Division Bar To Door Panel (Lower)</b>						
	74/ 10-20-40.....		.....	2	957	719	
23.125-3	<b>ATTACHING PARTS, Front Door Division Bar To Panel</b>						
	SCREW, Machine..... 74/ 10-20-40.....		17.610	4	G455683		
23.126-1	<b>FRAME, Rear Door Stationary Glass (Incl. Frame, Glass And Division Bar)</b>						
	<b>LEFT</b>						
	74/ (Clear) 14-15.....		.....	1	957	825	
	74/ (Tinted) 14-15.....		.....	1	963	581	
	<b>RIGHT</b>						
	74/ (Clear) 14-15.....		.....	1	957	826	
	74/ (Tinted) 14-15.....		.....	1	963	582	
23.126-2	<b>ATTACHING PARTS, Rear Door Stationary Frame</b>						
	SCREW, Tapping..... 74/ (To Door Frame) 14-15.....	17.649	.....	6	G9411800		
	SCREW, Truss Head.... 74/ (To Door Frame) 14-15.....	23.008	.....	6	984	806	
	SCREW, Machine..... 74/ (To Division Bar) 14-15.....	17.598	.....	2	G454542		
23.165-1	<b>CHANNEL, Rear Door Division Bar Stationary Glass</b>						
	74/ (Left) 14-15.....		.....	1	964	561	
	74/ (Right) 14-15.....		.....	1	964	562	
23.165-2	<b>BRACKET, Rear Door Division Bar To Door Panel (Lower)</b>						
	74/ 14-15.....		.....	2	957	757	
23.165-3	<b>ATTACHING PARTS, Rear Door Division Bar Bracket To Panel</b>						
	SCREW, Machine..... 74/ 14-15.....	17.598	.....	4	G454542		
23.182-1	<b>RECEIVER ASSEMBLY, Rear Door And Rear Quarter Ash (Chrome)</b>						
	74/ 14-15-17...(Less Outside Cover).....	24.050	.....	2	364	9527	
23.182-2	<b>COVER, Rear Door And Rear Quarter Ash Receiver Outside</b>						
	74/ (Black Only-Holds Chrome Receiver) 14-15-17.....	24.052	.....	2	366	6148	
23.182-3	<b>ATTACHING PARTS, Ash Receiver To Panel</b>						
	SCREW, Tapping..... 74/ 14-15-17.....	17.660	.....	4	448	9490	
23.198-1	<b>MOULDING, Front Door Trim Panel</b>						
	74/75 15-20-40.....		.....	2	545	5167	
23.215-1	<b>OVERLAY, Door Armrest (Front And Rear)</b>						
	74/ (Brushed Aluminum Finish) 15-17-20-40.....		.....	AR	363	8338	
	74 (Wood Grain Finish) 15-20-40.....		.....	AR	545	1996	
23.215-2	<b>ATTACHING PARTS, Overlay To Door Armrest</b>						
	SCREW, Tapping..... 74/ 15-17-20-40.....	12.128	AR	400	1468		
23.306-1	<b>REGULATOR, Tailgate Electric Operated Window</b>						
	74/ 10...(Incl. Motor, Drive Unit And Balance Springs).....		.....	1	545	5272	
	74/ 10...(Less Motor, Drive Unit And Balance Springs).....		.....	1	812	6199	

## 23.306

## DOORS - HARDWARE

23.306-1a	<b>SPRING, Electric Tailgate Window Regulator Balance</b> 74/ 10.....	2	812 6198
23.306-1b	<b>ATTACHING PARTS, Electric Tailgate Window Regulator To Panel</b> SCREW, Machine..... 74/ 10...(1/4"-20 x 1-1/8").....	6	812 6447
23.306-1c	<b>SPACER, Electric Tailgate Window Regulator Panel</b> 74/ 10.....	23.040 6	812 5586
23.306-2	<b>BASE, Electric Tailgate Window Regulator</b> 74/ 10.....	1	961 925
23.306-3	<b>ATTACHING PARTS, Window Regulator Base To Handle Reinforcement</b> SCREW, Machine..... 74/ 10.....	17.604 3	G455694
23.306-4	<b>GASKET, Tailgate Regulator Base To Panel</b> 74/ 10.....	1	960 205
23.306-5	<b>EXTENSION AND CAP, Tailgate Window Regulator</b> 74/ 10.....	1	545 1502
23.306-6	<b>ATTACHING PARTS, Extension And Cap To Base</b> SCREW, Flat Head..... 74/75 10..... SCREW, Flat Head..... 76 10 (Torx).....	2 2	962 054 400 4969
23.306-7	<b>COUPLING, Tailgate Window Regulator Motor To Transmission</b> 74/ 10.....	1	938 546
23.308-1	<b>DRIVE UNIT, Tailgate Window Regulator (Transmission)</b> 74/ 10.....	132 1	938 545
23.310-1	<b>MOTOR, Tailgate Electric Operated Window Regulator</b> 74/ 10.....	1	545 5275
23.310-2	<b>ATTACHING PARTS, Tailgate Window Regulator Panel To Motor</b> SCREW, Cap..... 74/ 10...(1/4"-20 x 5/8").....	3	812 5585
23.320-1	<b>HARNESS, Tailgate Electric Operated Window Regulator (Molded)</b> 74 10 (LHD)...(Incl. License Lamp Connector)..... (Use 545 4959) 74 10 (RHD)..... 75 10 (LHD)...(Incl. License Lamp Connector)..... 76 10...(Incl. License Lamp Connector).....	1 1 23.330 1 1	545 1971 999 615 545 6578 545 9887
23.320-2	<b>HARNESS, Tailgate Electric Operated Window Regulator (Body)</b> 74 10 (RHD).....	1	999 613
23.320-3	<b>HARNESS, Tailgate Electric Operater Window Regulator (Frame)</b> 74 10 (RHD)..... 75/ 10.....	1 23.334 1	999 614 545 6574
23.320-4	<b>HARNESS, Tailgate Electric Operated Window Regulator Disconnect Switch To Junction Block (On Tailgate)</b> 74 10 (RHD).....	1	999 617
23.320-6	<b>CLIP, Tailgate Eletric Operated Window Regulator Molded Harness To Body</b> 74/ 10.....	3.165 4	927 663
23.320-9	<b>PROTECTOR, Tailgate Wiring Harness (Body To Tailgate)</b> 74/ (Metal Strip) 10...(1" x 3-1/2").....	3.165 1	938 581
23.325-1	<b>BREAKER Tailgate Electric Operated Window Regulator Harness Circuit</b> 74/ 10 (LHD)..... 74 10 (RHD).....	2 1	535 0315 934 141
23.325-2	<b>ATTACHING PARTS, Circuit Breaker To Dash Panel</b> SCREW, Tapping..... 74 10 (RHD).....	17.660 2	G161895
23.325-3	<b>ATTACHING PARTS, Circuit Breaker Wire Terminals</b> NUT, Hexagon..... 74 10 (RHD).....	17.412 4	G271169
23.325-5	<b>BLOCK, Tailgate Electric Operated Window Regulator Harness Junction</b> 74 10 (RHD).....	1	535 0062

## DOORS - HARDWARE

23.330

23.325-6	<b>ATTACHING PARTS, Junction Block To Tailgate</b> SCREW, Tapping..... 74 10 (RHD).....	17.660	2	G162077
23.325-7	<b>ATTACHING PARTS, Wire Terminals</b> NUT, Hexagon..... 74 10 (RHD).....	17.412	5	G271169
23.330-1	<b>SWITCH, Tailgate Electric Operated Window Regulator (On Instrument Panel)</b> 74 10 (LHD)..... 74 10 (RHD)..... 75 10 (Used Less Heated Rear Window)..... 75 10 (Used With Heated Rear Window).....	..... ..... ..... 3.770	1 1 1 1	987 949 933 926 987 949 545 4611
23.330-1a	<b>KNOB, Tailgate Window Switch</b> 74/ 10 (LHD).....	13.017	1	360 1632
23.330-2	<b>ATTACHING PARTS, Switch To Instrument Panel</b> SCREW, Tapping..... 74 10 (RHD)..... SCREW, Tapping..... 74/ 10 (LHD)..... NUT, Hexagon..... 74 10 (RHD).....	17.598 28.475 17.412	2 2 2	G159908 974 538 G271166
23.330-3	<b>SWITCH, Tailgate Electric Operated Window Regulator (On Tailgate - Key Operated)</b> 74/ 10 (LHD)..... 74 10 (RHD).....	..... .....	1 1	545 0000 999 616
23.330-4	<b>ATTACHING PARTS, Switch To Mounting Plate</b> SCREW, Tapping..... 74/ 10.....	17.610	2	G9417333
23.330-5	<b>SWITCH, Tailgate Electric Operated Window Regulator Safety (Jam)</b> 74/ 10.....	.....	1	934 097
23.330-6	<b>ATTACHING PARTS, Switch To Tailgate Inner Panel</b> SCREW, Machine..... 74 10..... SCREW, Tapping..... 75 10..... NUT, Hexagon..... 74 10.....	17.598 17.660 17.412	2 2 2	G159908 G162077 G271166
23.330-7	<b>BEZEL, Electric Window Regulator Switch On Instrument Panel</b> 74/ 10 (LHD).....	.....	1	987 950

DOORS - HARDWARE