

FRONT SUSPENSION - POWER STEERING - STEERING GEAR  
SPECIAL INFORMATION

GROUP 10

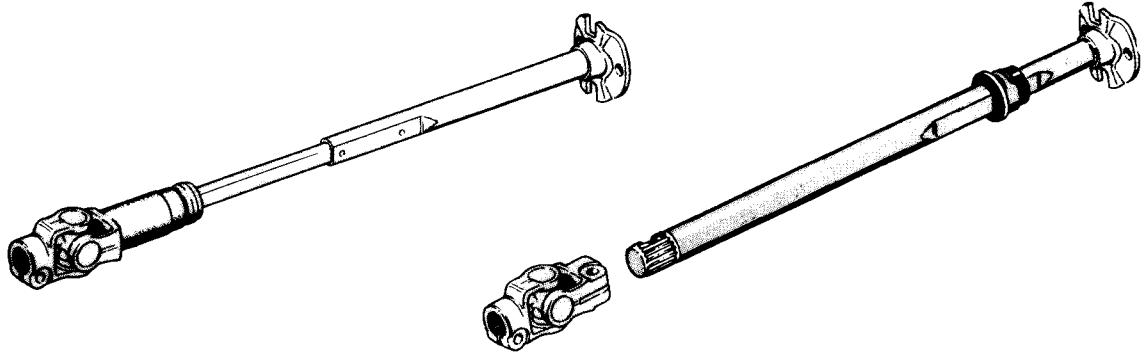
The Engine Build Code Number, the Vehicle Identification Number and the information provided on the Trim Plate are often necessary when determining the proper replacement parts for your vehicle. For their location refer to the General Information Section found at the front of this catalog.

NOTES

10-1 .... When installed on 1974-1975 80, also order 999 635 Shaft.

10-2 .... For Type 1 Shaft see illustration below.

10-3 .... For Type 2 Shaft see illustration below.



TYPE 1

TYPE 2


10-4 .... When installing Yoke it is recommended that 2 Spider Assemblies 812 3301 be installed.

10-5 .... The Splines on Shaft are 1-3/32" Long and the "U" Joint is 4-13/16" Long.


10-6 .... The Splines on Shaft are 1-21/32" Long and the "U" Joint is 4-5/8" Long.

10-7 .... Refer to Type 1 illustration below.

10-8 .... Refer to Type 2 illustration below.



TYPE 1



TYPE 2

10-9 .... When installed on 1976 SIX (WEEP), also order Air Pump Parts Package 812 6542.

10-10 ... The Wheel is rubber and has 2 Spokes.

10-11 ... The Wheel is vinyl covered and has 3 Stainless Steel Spokes.



**FRONT SUSPENSION - POWER STEERING - STEERING GEAR**

**10.006**

| <b>GROUP NO. — DESCRIPTION — YEAR and MODEL</b>                              | <b>PAKS CODE</b> | <b>PRIMARY GROUP NO.</b> | <b>PER CAR</b> | <b>PART NO.</b> | <b>CODE</b> |
|--|------------------|--------------------------|----------------|-----------------|-------------|
| <b>10.002-1 CROSSMEMBER, Front</b>   |                  |                          |                |                 |             |
| 74 10-20-40 .....  |                  |                          | 1              | 535 2681        |             |
| 75 10-20-40 .....  |                  |                          | 1              | 535 3969        |             |
| 76 10-20-40 .....  |                  |                          | 1              | 812 6595        |             |
| 74/75 80 (LEAB) .....  |                  |                          | 1              | 998 060         |             |
| 74/75 80 (WEAB) .....  |                  |                          | 1              | 535 2651        |             |
| 76 80-90 .....   |                  |                          | 1              | 812 6585        |             |
| <b>10.004-1 KNUCKLE, Steering</b>  |                  |                          |                |                 |             |
| <b>LEFT</b>  |                  |                          |                |                 |             |
| 74/ 10-25-45 (LDB) .....   | 206              |                          | 1              | 812 4331        |             |
| 74/ 10-20-40 (WDB) .....   | 206              |                          | 1              | 812 4371        |             |
| 76 10 (Cherokee Chief) .....   | 206              |                          | 1              | 812 4371        |             |
| 74/75 80 .....   | 213              |                          | 1              | 812 1363        |             |
| 76 80-90 .....   | 213              |                          | 1              | 812 6508        |             |
| <b>RIGHT</b>   |                  |                          |                |                 |             |
| 74/ 10-25-45 (LDB) .....   | 206              |                          | 1              | 812 4330        |             |
| 74/ 10-20-40 (WDB) .....   | 206              |                          | 1              | 812 4370        |             |
| 76 10 (Cherokee Chief) .....   | 206              |                          | 1              | 812 4370        |             |
| 74/75 80 .....   | 213              |                          | 1              | 812 1387        |             |
| 76 80-90 .....   | 213              |                          | 1              | 812 6507        |             |
| <b>10.004-2 ATTACHING PARTS, Knuckle To Axle Housing</b>                     |                  |                          |                |                 |             |
| RING, Split .....  | 74/              |                          | 2              | 812 1365        |             |
| NUT, Slotted .....   | 74/              |                          | 2              | 812 1364        |             |
| NUT, Jam .....   | 74/              |                          | 2              | 812 1391        |             |
| PIN, Cotter .....  | 74/              |                          | 2              | 812 1392        |             |
| <b>10.004-6 BOLT, Steering Knuckle To Spindle</b>                            |                  |                          |                |                 |             |
| 74/ LDB .....  |                  |                          | 12             | 812 4792        |             |
| 74/ WDB .....  |                  |                          | 12             | 812 4847        |             |
| <b>10.004-11 SPINDLE ASSEMBLY, Steering (Incl. Seal, Bearing And Spacer)</b> |                  |                          |                |                 |             |
| 74/ 10-25-45 (LDB) .....   | 205              |                          | 2              | 812 4353        |             |
| 74/ 10-25-45 (WDB) .....   |                  | 8.292                    | 2              | 812 4404        |             |
| 74/ 26-46 .....  |                  |                          | 2              | 812 4374        |             |
| 76 80-90 .....   |                  |                          | 2              | 812 6510        |             |
| <b>10.004-12 SPINDLE, Steering</b>   |                  |                          |                |                 |             |
| 74/ 10-25-45 (LDB) .....   |                  |                          | 2              | 812 4360        |             |
| 74/ 10-25-45 (WDB) .....   |                  |                          | 2              | 812 4407        |             |
| 76 10 (Cherokee Chief) .....   |                  |                          | 2              | 812 4407        |             |
| 74/ 26-46 .....  |                  |                          | 2              | 812 4376        |             |
| 74/75 80 .....   |                  |                          | 2              | 812 1403        |             |
| <b>10.004-13 BEARING ASSEMBLY, Steering Spindle</b>                          |                  |                          |                |                 |             |
| 74/ 10-20-40...(Incl. Seal) .....  |                  |                          | 2              | 812 4354        |             |
| 74/75 80 .....   |                  | 10.023                   | 2              | 812 1402        |             |
| 76 80-90 .....   |                  |                          | 2              | 812 6511        |             |
| <b>10.004-14 SEAL, Front Steering Spindle Oil</b>                            |                  |                          |                |                 |             |
| 74/ 10-20-40 .....   |                  |                          | 2              | 812 4359        |             |
| 74/ 80-90 .....  |                  |                          | 2              | 812 1399        |             |
| <b>10.004-15 WASHER, Front Steering Spindle To Shaft Thrust</b>              |                  |                          |                |                 |             |
| 74/75 80 .....   |                  |                          | 2              | 812 1397        |             |
| <b>10.004-16 SPACER, Front Steering Spindle</b>                              |                  |                          |                |                 |             |
| 74/ 10-20-40 .....   |                  |                          | 2              | 812 4358        |             |
| 74/ 80-90 .....  |                  |                          | 2              | 812 1398        |             |
| <b>10.004-17 SEAL, Front Spindle Bearing ("V" Type)</b>                      |                  |                          |                |                 |             |
| 76 10-20-40 .....  |                  |                          | 2              | 812 7351        |             |
| <b>10.006-1 STUD KIT, Steering Knuckle Ball</b>                              |                  |                          |                |                 |             |
| 74/ 10-20-40 .....   | 207              |                          | 2              | 812 4333        |             |
| 75 80 .....  | 207              |                          | 2              | 812 4333        |             |
| 76 80-90 .....   | 203              |                          | 2              | 812 6509        |             |

10.006 FRONT SUSPENSION - POWER STEERING - STEERING GEAR

|          |   |        |                      |        |            |
|----------|---|--------|----------------------|--------|------------|
| 10.006-2 | <b>STUD, Steering Knuckle Ball (Upper)</b>  |        |                      |        |            |
| 74/      | .....   | 203    | .....                | 2      | 812 2495   |
| 10.006-3 | <b>STUD, Steering Knuckle Ball (Lower)</b>  |        |                      |        |            |
| 74/      | .....   | 204    | .....                | 2      | 812 2496   |
| 10.010-1 | <b>BOLT, Turning Radius Stop</b>  |        |                      |        |            |
| 74/      | .....   |        |                      | 2      | A 821      |
| 10.010-2 | <b>NUT, Turning Radius Stop Belt Adjusting</b>                                      |        |                      |        |            |
| 74/      | .....   | 17.410 |                      | 2      | G114494    |
| 10.013-1 | <b>RING, Stud Steering Knuckle Ball Snap</b>  |        |                      |        |            |
| 74/      | .....   | 10.006 |                      | 2      | 812 4362   |
| 10.104-1 | <b>ARM, Steering Linkage Pitman</b>   |        |                      |        |            |
|          | <b>LHD</b>  |        |                      |        |            |
| 74/      | 10-20-40 (LPS) .....  |        |                      | 1      | 535 2162   |
| 74/      | 10-20-40 (WPS) .....  |        |                      | 1      | 535 2278   |
| 74/75    | 80 (LPS) .....  |        |                      | 1      | 999 415    |
| 76       | 80-90 (LPS-Used Less Sway Bar) .....  |        |                      | 1      | 535 3275   |
| 76       | 80-90 (LPS-Used With Sway Bar) .....  |        |                      | 1      | 535 6106   |
| 74/75    | 80 (WPS) .....  |        |                      | 1      | 999 416    |
| 76       | 80-90 (WPS-Used Less Sway Bar) .....  |        |                      | 1      | 535 4933   |
| 76       | 80-90 (WPS-Used With Sway Bar) .....  |        |                      | 1      | 535 6104   |
|          | <b>RHD</b>  |        |                      |        |            |
| 74/      | 10-20-40 (LPS) .....  |        |                      | 1      | 535 2760   |
| 74/75    | 80 (LPS) .....  |        |                      | 1      | 940 956    |
| 76       | 80-90 (LPS) .....   |        |                      | 1      | 535 5687   |
| 10.104-2 | <b>ATTACHING PARTS, Pitman Arm To Steering Gear</b>                                 |        |                      |        |            |
|          | WASHER, Lock .....  | 74/    | LHD .....            | 17.820 | 1 G103336  |
|          | WASHER, Lock .....  | 74/    | RHD (LPS) .....      |        | 1 940 558  |
|          | NUT, Hexagon .....  | 74/    | LHD (LPS) .....      |        | 1 940 523  |
|          | NUT, Hexagon .....  | 74/    | RHD (LPS) .....      |        | 1 940 557  |
|          | NUT, Hexagon .....  | 74/    | LHD (WPS) .....      |        | 1 320 0501 |
| 10.118-1 | <b>ROD ASSEMBLY, Steering Arm To Steering Arm Tie (Incl. Ends)</b>                  |        |                      |        |            |
|          | <b>LHD</b>  |        |                      |        |            |
| 74       | 10 .....  |        | (Use 535 2665) ..... | 1      | 812 4815   |
| 75/      | 10 .....  |        |                      | 1      | 535 2665   |
| 76       | 10 (Cherokee Chief) .....   |        |                      | 1      | 535 2680   |
| 74       | 20-40 .....   |        | (Use 535 2680) ..... | 1      | 812 4822   |
| 75/      | 20-40 .....   |        |                      | 1      | 535 2680   |
| 74/      | 80-90 .....   |        |                      | 1      | 535 0586   |
|          | <b>RHD</b>  |        |                      |        |            |
| 74/      | 10 .....  |        |                      | 1      | 812 4824   |
| 74/      | 20-40 .....   |        |                      | 1      | 812 4826   |
| 74/      | 80 .....  |        |                      | 1      | 535 0569   |
| 10.118-2 | <b>ROD ASSEMBLY, Pitman Arm To Steering Arm Tie (Incl. Ends And Adjusting Tube)</b> |        |                      |        |            |
| 74/      | 10 .....  |        |                      | 1      | 535 2163   |
| 74/      | 20-40 .....   |        |                      | 1      | 535 2421   |
| 74/75    | 80 (LHD) .....  |        |                      | 1      | 991 748    |
| 74/75    | 80 (RHD) .....  |        |                      | 1      | 535 0571   |
| 76       | 80-90 (LHD) .....   |        |                      | 1      | 535 6105   |
| 76       | 80 (RHD) .....  |        |                      | 1      | 535 5688   |
| 10.126-1 | <b>END ASSEMBLY, Steering Arm To Steering Arm Tie Rod</b>                           |        |                      |        |            |
|          | <b>LHD</b>  |        |                      |        |            |
| 74/      | 10... (Lona) .....  |        |                      | 1      | 812 4816   |
| 74/      | 20-40... (Lona) .....   |        |                      | 1      | 812 4823   |
| 74/      | 10-20-40... (Short) .....   | 209    |                      | 1      | 812 4817   |
| 74/75    | (Left) 80... (3-1/8" Lona) .....  |        |                      | 1      | 921 317    |
| 76       | (Left) 80-90... (3-1/8" Lona) .....   |        |                      | 1      | 921 317    |
| 74/      | (Right) 80-90... (3-1/8" Lona) .....  |        |                      | 1      | 920 535    |

FRONT SUSPENSION - POWER STEERING - STEERING GEAR

10.260

|                  |   |       |        |            |
|------------------|---|-------|--------|------------|
| <b>RHD</b>       |   |       |        |            |
| 74/              | 10... (Long)  | ..... | 1      | 812 4825   |
| 74/              | 20-40... (Long)   | ..... | 1      | 812 4827   |
| 74/              | 10-20-40... (Short)   | ..... | 1      | 812 4828   |
| 74/              | (Left) 80... (6-1/4" Long)  | ..... | 1      | 918 257    |
| 74/              | (Right) 80... (3-1/8" Long)   | ..... | 1      | 921 317    |
| <b>10.126-2</b>  | <b>END ASSEMBLY, Pitman Arm To Steering Arm Tie Rod</b>                     |       |        |            |
| 74/              | (3.75" Long-Right Hand Thread) ... 10-20-40                                 | ..... | 1      | 812 3319   |
| 74/              | (21.88" Long-Left Hand Thread) ... 10                                       | ..... | 1      | 812 3315   |
| 74/              | (23.88" Long-Left Hand Thread) ... 20-40                                    | ..... | 1      | 812 3316   |
| 74/75            | (3-1/8" Long) ... 80  | ..... | 1      | 921 317    |
| 76               | (3-1/8" Long) 80-90   | ..... | 1      | 921 317    |
| 74/75            | (23.94" Long) ... 80 (LHD)  | ..... | 1      | 991 744    |
| 76               | (23.94" Long) ... 80-90 (LHD)   | ..... | 1      | 991 744    |
| 74/              | (20.83" Long) ... 80 (RHD)  | ..... | 1      | 535 0570   |
| <b>10.220-1</b>  | <b>FITTING, Steering Linkage Tie Rod End Lubrication</b>                    |       |        |            |
| 74/              | (Straight)  | ..... | 17.290 | 2 G271287  |
| <b>10.222-1</b>  | <b>TUBE, Steering Linkage Tie Rod Adjusting (Threaded On Both Ends)</b>     |       |        |            |
| 74/              | (4.53" Long-Pitman Arm To Steering Arm) ... 10-20-40                        | ..... | 1      | 812 3320   |
| 74               | (Steering Arm To Steering Arm) 10-20-40 (LHD)                               | ..... | 1      | 812 4819   |
| 74               | (Steering Arm To Steering Arm) 10-20-40 (RHD)                               | ..... | 1      | 812 4829   |
| 74/              | (4.50" Long-Pitman Arm To Steering Arm) ... 80-90                           | ..... | 1      | 928 833    |
| 74               | (40.12" Long-Steering Arm To Steering Arm) ... 80 (LHD)                     | ..... | 1      | 535 0589   |
| 74               | (36-1/2" Long-Steering Arm To Steering Arm) ... 80 (RHD)                    | ..... | 1      | 940 308    |
| <b>10.224-1</b>  | <b>CLAMP, Steering Linkage Tie Rod Adjusting Tube</b>                       |       |        |            |
| 74/              | 10-20-40  | ..... | 2      | 806 746    |
| 74/              | (For 7/8" Dia. Tube) ... 80   | ..... | 2      | A 837      |
| <b>10.224-2</b>  | <b>ATTACHING PARTS, Clamp To Adjusting Tube</b>                             |       |        |            |
| BOLT, Hexagon    | 74/ 10-20-40  | ..... | 17.038 | 2 G181404  |
| BOLT, Hexagon    | 74/ 80  | ..... | 2      | 645 218    |
| WASHER, Lock     | 74/ 10-20-40  | ..... | 17.    | 2 G103222  |
| WASHER, Lock     | 74/ 80  | ..... | 17.820 | 2 G120638  |
| NUT, Hexagon     | 74/ 10-20-40  | ..... | 17.406 | 2 G271505  |
| NUT, Hexagon     | 74/ 80  | ..... | 17.406 | 2 G120368  |
| <b>10.232-1</b>  | <b>COVER, Steering Linkage Pitman Arm To Steering Arm Tie Rod End Dust</b>  |       |        |            |
| 74/              | .....   | ..... | 2      | 812 3317   |
| <b>10.232-2</b>  | <b>COVER, Steering Arm To Steering Tie Rod End Dust</b>                     |       |        |            |
| 74/              | 10-20-40  | ..... | 2      | 812 4821   |
| 74/              | 80  | ..... | 2      | 812 3317   |
| <b>10.234-1</b>  | <b>ATTACHING PARTS, Steering Linkage Pitman Arm To Steering Arm</b>         |       |        |            |
| NUT, Slotted     | 74/   | ..... | 2      | 812 3318   |
| PIN, Cotter      | 74/ 10-20-40  | ..... | 14.760 | 2 G137190  |
| PIN, Cotter      | 74/ (3-32" x 1") ... 80-90  | ..... | 3.200  | AR G121224 |
| <b>10.234-2</b>  | <b>ATTACHING PARTS, Steering Arm To Steering Arm Tie Rod End Dust Cover</b> |       |        |            |
| WASHER, Plain    | 74/ 10-20-40  | ..... | 10.232 | 2 812 4820 |
| PIN, Cotter      | 74/ 80  | ..... | 3.200  | 2 G121224  |
| NUT, Hexagon     | 74/ 10-20-40  | ..... | 2      | 812 4818   |
| NUT, Slotted     | 74/ 80  | ..... | 2      | 812 3318   |
| PIN, Cotter      | 74/ 10-20-40  | ..... | 17.460 | 2 G108635  |
| <b>10.260-1</b>  | <b>STABILIZER, Front Suspension Sway (Bar)</b>                              |       |        |            |
| 76               | 10  | ..... | 1      | 535 5593   |
| 74/              | 46  | ..... | 1      | 535 2705   |
| 76               | 80-90   | ..... | 1      | 535 5327   |
| <b>10.260-2</b>  | <b>CUSHION, Front Suspension Sway Stabilizer To Frame</b>                   |       |        |            |
| 76               | 10-80-90  | ..... | 2      | 535 5315   |
| 74/              | 46  | ..... | 2      | 535 2702   |
| <b>10.260-2a</b> | <b>REINFORCEMENT, Axle Bumper</b>   |       |        |            |
| 76               | 80-90   | ..... | 2      | 535 5682   |

## 10.260 FRONT SUSPENSION - POWER STEERING - STEERING GEAR

|                  |  |                             |        |   |          |
|------------------|--|-----------------------------|--------|---|----------|
| <b>10.260-2b</b> | <b>ATTACHING PARTS, Reinforcement Bumper To Frame</b>                                |                             |        |   |          |
|                  | SCREW .....  | 76                          | 29.131 | 4 | 400 1933 |
| <b>10.260-3</b>  | <b>BRACKET, Front Suspension Sway Stabilizer To Frame</b>                            |                             |        |   |          |
|                  | 76 10-80-90.....   |                             |        | 2 | 535 2703 |
|                  | 74/ 46.....  |                             |        | 2 | 535 2703 |
| <b>10.260-3a</b> | <b>SUPPORT BRACKET, Front Stabilizer Bar</b>   |                             |        |   |          |
|                  | 76 (Left) 10.....  |                             |        | 1 | 535 5596 |
|                  | 76 (Right) 10.....   |                             |        | 1 | 535 5597 |
|                  | 76 80-90.....  |                             |        | 2 | 535 5326 |
| <b>10.260-4</b>  | <b>ATTACHING PARTS, Bracket To Frame</b>   |                             |        |   |          |
|                  | BOLT, Hexagon .....  | 76 80-90.....               | 17.038 | 4 | G180145  |
|                  | SCREW, Tapping.....  | 76 10.....                  | 17.038 | 4 | G274902  |
|                  | SPACER.....  | 74/ 46.....                 |        | 2 | 994 880  |
|                  | STUD.....  | 74/ 46.....                 | 17.718 | 4 | G109427  |
|                  | WASHER, Lock.....  | 74/ 46.....                 | 17.820 | 4 | G120383  |
|                  | NUT, Hexagon.....  | 74/75 46.....               | 35.250 | 2 | G9418370 |
|                  | NUT, Lock.....   | 76 80-90.....               |        | 4 | 400 3956 |
| <b>10.260-5</b>  | <b>ATTACHING PARTS, Front Suspension Sway Stabilizer To Connecting Link</b>          |                             |        |   |          |
|                  | PIN .....  | 76 10-80-90.....            |        | 2 | 535 2787 |
|                  | PIN .....  | 74/ 46.....                 |        | 2 | 535 2787 |
|                  | WASHER, Plain.....   | 74/ 46.....                 | 35.250 | 2 | G120389  |
|                  | WASHER, Plain.....   | 76 80-90.....               | 35.250 | 4 | G9415543 |
|                  | NUT, Hexagon.....  | 74/75 46.....               | 35.300 | 2 | G9418370 |
|                  | NUT.....   | 76 46...(Incl. Washer)..... | 17.401 | 4 | G271501  |
|                  | NUT, Lock.....   | 76 10-46.....               |        | 2 | 400 4311 |
|                  | NUT, Lock.....   | 76 80-90.....               |        | 4 | 400 4311 |
| <b>10.260-6</b>  | <b>LINK, Front Suspension Sway Stabilizer To Spring Tie Plate Connecting</b>         |                             |        |   |          |
|                  | 76 10.....   |                             |        | 2 | 535 5594 |
|                  | 74/ 46.....  |                             |        | 2 | 535 2788 |
|                  | 76 80-90 (Used With Light Springs).....  |                             |        | 2 | 535 5604 |
|                  | 76 80-90 (Used With Heavy Springs).....  |                             |        | 2 | 535 5317 |
| <b>10.260-7</b>  | <b>ATTACHING PARTS, Link To Bracket At Spring Tie Plate</b>                          |                             |        |   |          |
|                  | WASHER, Plain.....   | 76 10.....                  | 35.250 | 2 | G120389  |
|                  | WASHER, Plain.....   | 74/ 46.....                 | 35.250 | 2 | G120389  |
|                  | NUT, Hexagon.....  | 76 10.....                  | 17.    | 2 | G274655  |
|                  | NUT, Hexagon.....  | 74/ 46.....                 | 35.250 | 2 | G274655  |
| <b>10.260-8</b>  | <b>BRACKET, Front Suspension Sway Stabilizer Connecting Link To Spring Tie Plate</b> |                             |        |   |          |
|                  | 76 (Left) 10.....  |                             |        | 1 | 535 2803 |
|                  | 74/ (Left) 46.....   |                             |        | 1 | 535 2803 |
|                  | 76 (Right) 10.....   |                             |        | 1 | 535 2804 |
|                  | 74/ (Right) 46.....  |                             |        | 1 | 535 2804 |
| <b>10.260-12</b> | <b>DAMPER, Steering (Shock Type)</b>   |                             |        |   |          |
|                  | 74/ 10-20-40.....  |                             |        | 1 | 535 2687 |
| <b>10.260-13</b> | <b>ATTACHING PARTS, Damper To Tie Rod</b>  |                             |        |   |          |
|                  | BUSHING .....  | 74/ 10-20-40.....           | 35.300 | 2 | 637 936  |
|                  | WASHER, Plain.....   | 74/ 10-20-40.....           | 35.250 | 1 | G120389  |
|                  | NUT, Lock.....   | 74/ 10-20-40.....           | 17.416 | 1 | G9413215 |
| <b>10.260-14</b> | <b>ATTACHING PARTS, Damper To Leaf Spring</b>  |                             |        |   |          |
|                  | BUSHING .....  | 74/ 10-20-40.....           | 35.300 | 2 | 637 936  |
|                  | WASHER, Plain.....   | 74/ 10-20-40.....           | 35.250 | 1 | G120389  |
|                  | NUT, Lock.....   | 74/ 10-20-40.....           | 17.416 | 1 | G9413215 |
| <b>10.260-15</b> | <b>BRACKET, Steering Damper To Leaf Spring</b>                                       |                             |        |   |          |
|                  | 74/ 10-20-40.....  |                             |        | 1 | 535 2450 |
| <b>10.260-16</b> | <b>BRACKET, Steering Damper To Tie Rod</b>   |                             |        |   |          |
|                  | 74/ 10-20-40.....  |                             |        | 1 | 535 3384 |

FRONT SUSPENSION - POWER STEERING - STEERING GEAR

10.280

10.260-17 **ATTACHING PARTS, Bracket To Tie Rod**

|                 |     |                |        |   |          |
|-----------------|-----|----------------|--------|---|----------|
| U-BOLT .....    | 74/ | 10-20-40 ..... | .....  | 2 | 940 121  |
| NUT, Lock ..... | 74/ | 10-20-40 ..... | 17.416 | 4 | G9416531 |

10.280-1 **WHEEL, Steering**

**BLACK**

|            |   |          |   |                    |
|------------|---|----------|---|--------------------|
| 74/        | 10-20-40 (LHD-WSH) .....                    | .....    | 1 | 321 7768           |
| 74/        | (Vinyl Covered) 10-20-40 (LHD-WCHB) .....   | .....    | 1 | 321 3906           |
| 74/        | (Leather Covered) 10-20-40 (LHD-WCHB) ..... | .....    | 1 | 322 3865           |
| <b>74/</b> | <b>10-20-40 (RHD) .....</b>                 | <b>1</b> |   | <b>L00 980 359</b> |
| 74/75      | 80 .....                                    | .....    | 1 | 927 417            |
| 76         | 80-90 (* 10-10) .....                       | .....    | 1 | 535 4517           |
| 76         | 80-90 (* 10-11) .....                       | .....    | 1 | 321 3906           |
| 76         | (Leather Covered) 90 (WCHB) .....           | .....    | 1 | 322 3865           |

**BLUE**

|     |                           |       |   |          |
|-----|---------------------------|-------|---|----------|
| 74/ | 10-20-40 (LHD-WSH) .....  | ..... | 1 | 322 4523 |
| 74/ | 10-20-40 (LHD-WCHB) ..... | ..... | 1 | 322 4412 |

**BUFF**

|    |                      |       |   |          |
|----|----------------------|-------|---|----------|
| 74 | 10-20-40 (LHD) ..... | ..... | 1 | 535 1227 |
|----|----------------------|-------|---|----------|

**CINNAMON**

|    |                          |       |   |          |
|----|--------------------------|-------|---|----------|
| 74 | 10-20-40 (LHD-WSH) ..... | ..... | 1 | 321 7771 |
|----|--------------------------|-------|---|----------|

**GREEN**

|     |                           |       |   |          |
|-----|---------------------------|-------|---|----------|
| 74  | 10-20-40 (LHD-WSH) .....  | ..... | 1 | 321 7770 |
| 74/ | 10-20-40 (LHD-WCHB) ..... | ..... | 1 | 322 4413 |
| 75/ | 10-20-40 (LHD-WSH) .....  | ..... | 1 | 535 4085 |

**TAN**

|     |   |       |   |          |
|-----|---|-------|---|----------|
| 74/ | (Vinyl Covered) 10-20-40 (LHD-WCHB) .....     | ..... | 1 | 322 4414 |
| 74/ | (Leathered Covered) 10-20-40 (LHD-WCHB) ..... | ..... | 1 | 322 4421 |
| 74/ | 10-20-40 (LHD-WSH) .....                      | ..... | 1 | 322 4524 |

10.280-2 **ATTACHING PARTS, Steering Wheel To Steering Gear Shaft**

|                        |           |                             |               |          |                 |
|------------------------|-----------|-----------------------------|---------------|----------|-----------------|
| WASHER, Plain .....    | 74/       | 10-20-40 .....              | .....         | 1        | 400 3976        |
| WASHER, Plain .....    | 76        | 80-90 .....                 | .....         | 1        | 400 3976        |
| NUT, Lock .....        | 74/       | 10-20-40 .....              | .....         | 1        | 400 3977        |
| <b>NUT, Lock .....</b> | <b>74</b> | <b>10-20-40 (RHD) .....</b> | <b>.....</b>  | <b>1</b> | <b>991 876</b>  |
| <b>NUT, Lock .....</b> | <b>75</b> | <b>10-20-40 (RHD) .....</b> | <b>10.066</b> | <b>1</b> | <b>400 5338</b> |
| NUT, Hexagon .....     | 74/75     | 80 .....                    | .....         | 1        | 639 101         |
| NUT, Lock .....        | 76        | 80-90 .....                 | .....         | 1        | 400 3977        |

10.280-2a **ATTACHING PARTS, Steering Wheel To Skirt**

|                      |     |                      |        |   |          |
|----------------------|-----|----------------------|--------|---|----------|
| SCREW, Tapping ..... | 74/ | 10-20-40 (LHD) ..... | 17.660 | 3 | 812 2359 |
| SCREW, Tapping ..... | 76  | 80-90 .....          | 17.660 | 3 | 812 2359 |

10.280-3 **COVER, Steering Wheel (Spoke Horn Cover - Incl. Insert)**

**LHD**

|     |                              |       |   |          |
|-----|------------------------------|-------|---|----------|
| 74/ | (Black) 10-20-40 .....       | ..... | 1 | 535 2999 |
| 74/ | (Blue) 14-15-16-20-40 .....  | ..... | 1 | 535 4087 |
| 74  | (Buff) 10-20-40 .....        | ..... | 1 | 535 2997 |
| 74  | (Cinnamon) 10-20-40 .....    | ..... | 1 | 535 4029 |
| 74  | (Green) 10-20-40 .....       | ..... | 1 | 535 2998 |
| 75/ | (Green) 14-15-16-20-40 ..... | ..... | 1 | 535 4086 |
| 74/ | (Tan) 14-15-16-20-40 .....   | ..... | 1 | 535 4088 |

10.280-4 **ATTACHING PARTS, Cover To Wheel**

|                      |     |                      |       |   |          |
|----------------------|-----|----------------------|-------|---|----------|
| SCREW, Tapping ..... | 74/ | 10-20-40 (LHD) ..... | ..... | 2 | 400 3949 |
| WASHER, Plain .....  | 74/ | 10-20-40 (LHD) ..... | ..... | 2 | 319 7015 |

10.280-5 **INSERT, Steering Wheel Cover**

|     |  |       |   |          |
|-----|--|-------|---|----------|
| 74/ | 14-15-16-20-40 (LHD) ... (Incl. Horn Wire) ..... | 3.401 | 1 | 321 9721 |
|-----|--|-------|---|----------|

10.280-6 **BUSHING, Steering Wheel Cover Snap In**

|     |                            |       |   |          |
|-----|----------------------------|-------|---|----------|
| 74/ | 14-15-16-20-40 (LHD) ..... | 3.401 | 4 | 322 1284 |
|-----|----------------------------|-------|---|----------|

## 10.280 FRONT SUSPENSION - POWER STEERING - STEERING GEAR

|           |  |                           |                                      |  |
|-----------|--|---------------------------|--------------------------------------|--|
| 10.280-7  | <b>BEZEL, Steering Wheel Cover</b><br>74/ 14-15-16-20-40 (LHD).....  | 10.290                    | 1                                    | 321 7793   |
| 10.280-8  | <b>ATTACHING PARTS, Bezel To Insert</b><br>SCREW, Tapping..... 74/ 14-15-16-20-40 (LHD).....   | 10.290                    | 4                                    | 400 4643   |
| 10.283    | <b>SKIRT, Steering Wheel</b><br>74/ 10-20-40 (LHD).....<br>76 80-90.....   |                           | 1<br>1                               | 321 8276 NC<br>321 8276 NC   |
| 10.290-1  | <b>GEAR ASSEMBLY, Steering</b><br>74/ LHD (LPS).....<br>74/ <b>RHD (LPS)</b> .....<br>74 10-20-40 (LHD-WPS).....<br>75 10-20-40 (LHD-WPS).....<br>76 10-20-45 (WPS).....<br>76 46 (WPS).....<br>74/75 80 (LHD-WPS).....<br>76 80-90 (LHD-WPS)..... |                           | 1<br>1<br>1<br>1<br>1<br>1<br>1<br>1 | 994 509<br>940 922<br>321 9114<br>535 5000<br>535 5000<br>535 4970<br>994 508<br>994 508 |
| 10.290-2  | <b>ATTACHING PARTS, Steering Gear To Spacer</b><br>BOLT, Hexagon ..... 74/75 10-20-40.....<br>BOLT, Hexagon ..... 74/75 80.....<br>WASHER, Quad Rib .... 74/75 .....   | 17.038<br>.....<br>11.170 | 3<br>3<br>3                          | G9425080<br>812 1433<br>400 4809   |
| 10.290-2a | <b>ATTACHING PARTS, Steering Gear To Bracket</b><br>WASHER, Lock..... 76 10-20-40.....<br>BOLT, Hexagon ..... 76 10-20-40.....   |                           | 2<br>2                               | 400 4809<br>G9430750   |
| 10.290-2b | <b>ATTACHING PARTS, Steering Gear Bracket To Frame</b><br>BOLT, Special ..... 76 10-20-40... (7/16"-14 x 4-1/2").....<br>BOLT, Special ..... 76 10-20-40... (7/16"-14 x 5-1/2").....<br>WASHER, Conical..... 76 10-20-40.....                      |                           | 1<br>1<br>2                          | 400 5612<br>400 5613<br>400 4943   |
| 10.290-3  | <b>BRACKET, Steering Gear</b><br>76 (Upper) 80-90 (LHD).....<br>76 (Upper) 80-90 (RHD).....<br>76 (Lower) 80-90 (LHD).....<br>76 (Lower) 80-90 (RHD).....  |                           | 1<br>1<br>1<br>1                     | 535 5446<br>535 5447<br>535 4513<br>535 4946   |
| 10.290-4  | <b>ATTACHING PARTS, Upper Steering Gear Bracket To Gear</b><br>BOLT, Special ..... 76 80-90.....<br>WASHER, Lock..... 76 80-90.....  |                           | 2<br>2                               | 400 4968<br>400 5633   |
| 10.290-4a | <b>ATTACHING PARTS, Lower Steering Gear Bracket To Gear</b><br>BOLT, Hexagon ..... 76 80-90.....<br>WASHER, Plain..... 76 80-90.....   | 17.                       | 2<br>2                               | G9424069<br>400 5633   |
| 10.290-5  | <b>TIE PLATE, Steering Gear</b><br>76 80-90 (LHD-LPS).....<br>76 80-90 (RHD).....  |                           | 1<br>1                               | 535 5962<br>535 5963   |
| 10.290-6  | <b>ATTACHING PARTS, Support Bracket To Frame</b><br>BOLT, Hexagon ..... 76 80-90.....<br>WASHER, Lock..... 76 80-90.....   |                           | 3<br>3                               | 400 5660<br>400 4809   |
| 10.290-7  | <b>ATTACHING PARTS, Support Bracket To Front Crossmember</b><br>BOLT, Hexagon ..... 76 80-90.....<br>WASHER, Conical..... 76 80-90.....  |                           | 2<br>2                               | 400 4992<br>400 4943   |
| 10.292-1  | <b>HOUSING, Steering Gear</b><br>74/ LHD (LPS)..... 118<br>74/ <b>RHD (LPS)</b> .....  |                           | 1<br>1                               | 940 512<br>812 1448  |
| 10.294-1  | <b>PLUG, Steering Housing Oil Filler</b><br>74/ <b>RHD (LPS)</b> .....   |                           | 1                                    | 943 338  |



## FRONT SUSPENSION - POWER STEERING - STEERING GEAR

10.316

|          |  |          |          |
|----------|--|----------|----------|
| 10.296-1 | <b>COVER, Steering Housing Worm</b><br>74/ RHD (LPS) .....   | 1        | 940 548  |
| 10.296-2 | <b>ATTACHING PARTS, Cover To Housing</b><br>BOLT, Hexagon ..... 74/ RHD (LPS) .....                                      | 17.038 4 | G120228  |
| 10.298-1 | <b>SPACER, Steering Gear Housing Worm Cover</b><br>74/ RHD (LPS) .....   | 10.325 1 | 940 559  |
| 10.298-2 | <b>SHIM, Steering Gear Housing Worm Cover</b><br><b>RHD (LPS)</b><br>74/ (.002) .....                                    | 2        | 940 549  |
|          | 74/ (.003) .....   | 1        | 812 1651 |
|          | 74/ (.005) .....   | 1        | 940 550  |
|          | 74/ (.0075) .....  | 2        | 812 1652 |
|          | 74/ (.010) .....   | 5        | 941 534  |
| 10.300-1 | <b>COVER, Steering Gear Housing Cross Shaft (Side)</b><br>74/ LHD (LPS) .....  | 1        | 992 294  |
|          | 74/ RHD (LPS) .....  | 1        | 940 540  |
| 10.300-2 | <b>ATTACHING PARTS, Cross Shaft Cover To Housing</b><br>BOLT, Hexagon ..... 74/ LHD (LPS) .....                          | 3        | 992 295  |
|          | BOLT, Hexagon ..... 74/ RHD (LPS) .....  | 17.038 4 | G120229  |
| 10.302-1 | <b>GASKET, Steering Gear Housing Cross Shaft Cover (Side)</b><br>74/ LHD (LPS) .....                                     | 1        | 940 522  |
|          | 74/ RHD (LPS) .....  | 1        | 940 554  |
| 10.306-1 | <b>SHAFT, Steering Gear Cross</b><br>74/ LHD (LPS) .....   | 1        | 812 0221 |
|          | 74/ RHD (LPS) .....  | 1        | 941 405  |
| 10.306-2 | <b>WASHER, Steering Gear Cross Shaft Adjusting Screw Thrust</b><br>74/ RHD (LPS) .....                                   | 1        | 940 543  |
| 10.306-3 | <b>RING, Steering Gear Cross Shaft Adjusting Screw Snap</b><br>74/ RHD (LPS) .....                                       | 1        | 940 544  |
| 10.307-1 | <b>BUSHING, Steering Gear Cross Shaft (In Housing)</b><br>74/ LHD (LPS) .....  | 1        | 940 513  |
|          | 74/ RHD (LPS) .....  | 1        | 940 538  |
| 10.307-2 | <b>BUSHING, Steering Gear Cross Shaft (In Cover)</b><br>74/ RHD (LPS) .....  | 1        | 931 710  |
| 10.308-1 | <b>SCREW, Steering Gear Cross Shaft Adjusting</b><br>74/ LHD (LPS) .....   | 1        | 992 296  |
|          | 74/ RHD (LPS) .....  | 1        | 940 545  |
| 10.308-2 | <b>NUT, Steering Gear Cross Shaft Adjusting Screw</b><br>74/ LHD (LPS) .....   | 17.410 1 | G272123  |
|          | 74/ RHD (LPS) .....  | 1        | 940 546  |
| 10.309-1 | <b>SHIM KIT, Steering Gear Cross Shaft Adjusting Screw</b><br>74/ LHD (LPS) .....  | 1        | 940 521  |
| 10.310-1 | <b>SEAL, Steering Gear Cross Shaft</b><br>74/ LHD (LPS) .....  | 1        | 992 293  |
|          | 74/ RHD (LPS) .....  | 1        | 940 555  |
| 10.314-1 | <b>SHAFT, Steering Gear (Incl. Worm)</b><br>74/ LHD (LPS) .....  | 163 1    | 998 504  |
|          | 74/ RHD (LPS) .....  | 1        | 941 406  |
| 10.316-1 | <b>GUIDE AND CLAMP KIT, Steering Gear Worm Ball Bearing Return (Incl. Guide, Clamp And Bolts)</b><br>74/ LHD (LPS) ..... | 46 1     | 320 5677 |

## 10.320 FRONT SUSPENSION - POWER STEERING - STEERING GEAR

|          |   |       |     |      |  |
|----------|---|-------|-----|------|--|
| 10.320-1 | <b>SEAL, Steering Gear Shaft Oil</b>                      |       |     |      |  |
|          | 74/ LHD (LPS) .....                                       | 1     | 992 | 292  |  |
|          | 74/ RHD (LPS) .....                                       | 1     | 940 | 556  |  |
| 10.322-1 | <b>BEARING, Steering Gear Worm</b>                        |       |     |      |  |
|          | 74/ LHD (LPS) .....                                       | 2     | 940 | 529  |  |
|          | 74/ RHD (LPS) ..... (Use 942 063)                         | 2     | 932 | 643  |  |
| 10.324-1 | <b>CUP, Steering Gear Worm Bearing</b>                    |       |     |      |  |
|          | 74/ LHD (LPS) .....                                       | 2     | 940 | 515  |  |
|          | 74/ (Upper) RHD (LPS) .....                               | 1     | 940 | 552  |  |
|          | 74/ (Lower) RHD (LPS) .....                               | 1     | 940 | 551  |  |
| 10.324-2 | <b>RETAINER, Steering Gear Worm Bearing</b>               |       |     |      |  |
|          | 74/ LHD (LPS) .....                                       | 1     | 940 | 532  |  |
| 10.326-1 | <b>ADJUSTER, Steering Gear Worm Ball Bearing</b>          |       |     |      |  |
|          | 74/ LHD (LPS) ... (Incl. Cup And Bearing) ..... 161       | 1     | 940 | 530  |  |
| 10.326-2 | <b>NUT, Steering Gear Worm Ball Bearing Adjuster Lock</b> |       |     |      |  |
|          | 74/ LHD (LPS) .....                                       | 1     | 940 | 533  |  |
| 10.335-1 | <b>RACK, Steering Column Housing</b>                      |       |     |      |  |
|          | <b>10-20-40 - LHD</b>                                     |       |     |      |  |
|          | 74/ WFGS (LAW) ... (Less Actuator Rod) .....              | 1     | 812 | 1437 |  |
|          | 74/ WHT (WCGS-LAW) ... (Incl. Actuator Rod) .....         | 1     | 448 | 7755 |  |
|          | 74/ WHT (WAW-* 10-7) ... (Less Actuator Rod) .....        | 3.131 | 448 | 7823 |  |
|          | 74/ WHT (WAW-* 10-8) ... (Incl. Actuator Rod) .....       | 1     | 812 | 6162 |  |
|          | <b>80-90 - LHD</b>  |       |     |      |  |
|          | 76 WMT (WFGS-LAW) ... (Less Actuator Rod) .....           | 1     | 812 | 1437 |  |
|          | 76 WHT (WCGS-LAW) ... (Incl. Actuator Rod) .....          | 1     | 448 | 7755 |  |
| 10.335-2 | <b>SPRING, Steering Column Housing Rack Preload</b>       |       |     |      |  |
|          | 74/ 10-20-40 (LHD-LAW) .....                              | 1     | 448 | 7774 |  |
|          | 74/ 10-20-40 (LHD-WHT-WAW) .....                          | 1     | 448 | 7831 |  |
|          | 76 80-90 .....  | 1     | 448 | 7774 |  |
| 10.336-1 | <b>HOUSING, Steering Column</b>                           |       |     |      |  |
|          | 74/ 10-20-40 (LHD-WFGS-LAW) ..... 86                      | 1     | 812 | 0188 |  |
|          | 74/ 10-20-40 (LHD-WHT-WCGS-LAW) ..... 86                  | 1     | 448 | 9046 |  |
|          | 76 80-90 (WMT) ..... 86                                   | 1     | 812 | 0188 |  |
|          | 76 90 (WHT) ..... 86                                      | 1     | 448 | 9046 |  |
| 10.336-2 | <b>ATTACHING PARTS, Housing To Jacket Tube</b>            |       |     |      |  |
|          | SCREW, Machine..... 74/ 10-20-40 (LHD-LAW) .....          | 4     | 448 | 7761 |  |
|          | SCREW, Machine..... 76 80-90 .....                        | 4     | 448 | 7761 |  |
| 10.336-3 | <b>CUP, Steering Column Housing Thrust</b>                |       |     |      |  |
|          | 74/ 10-20-40 (LHD-WHT-WCGS-LAW) .....                     | 1     | 448 | 7714 |  |
|          | 76 90 (WHT) .....   | 1     | 448 | 7714 |  |
| 10.337-1 | <b>COLUMN ASSEMBLY, Steering</b>                          |       |     |      |  |
|          | 74/ 10-20-40 (LHD-WFGS-LAW) .....                         | 1     | 535 | 1194 |  |
|          | 74/ 10-20-40 (LHD-WHT-WCGS-LAW) ..... (Use 535 1201)      | 1     | 535 | 1202 |  |
|          | 74/ 10-20-40 (LHD-WHT-WAW) .....                          | 1     | 535 | 2719 |  |
|          | 74/ 10-20-40 (RHD) .....                                  | 1     | 994 | 650  |  |
|          | 76 80-90 (WMT) .....                                      | 1     | 535 | 5712 |  |
|          | 76 90 (WHT) .....   | 1     | 535 | 1201 |  |
| 10.337-2 | <b>BOLT, Steering Column Locking</b>                      |       |     |      |  |
|          | 74/ 10-20-40 (LHD-WHT-WCGS-LAW) .....                     | 1     | 448 | 7897 |  |
|          | 74/ 10-20-40 (LHD-WHT-WAW) .....                          | 1     | 448 | 7819 |  |
|          | 76 90 (WHT) .....   | 1     | 448 | 7897 |  |

FRONT SUSPENSION - POWER STEERING - STEERING GEAR

10.338

|                  |  |                                       |        |        |          |
|------------------|--|---------------------------------------|--------|--------|----------|
| <b>10.337-3</b>  | <b>GATE, Steering Column Locking</b>                                     |                                       |        |        |          |
|                  | 74/ 10-20-40 (LHD-WHT-WCGS-LAW) .....                                    | 1                                     | 812    | 2434   |          |
|                  | 76 90 (WHT) .....  | 1                                     | 812    | 2434   |          |
| <b>10.337-4</b>  | <b>ATTACHING PARTS, Gate To Housing</b>                                  |                                       |        |        |          |
|                  | SCREW, Machine .....   | 74/ 10-20-40 (LHD-WHT-WCGS-LAW) ..... | 2      | 448    | 7801     |
|                  | SCREW, Machine .....   | 76 90 (WHT) .....                     | 1      | 448    | 7801     |
| <b>10.337-5</b>  | <b>WASHER, Steering Column Locking Bolt Spring Thrust</b>                |                                       |        |        |          |
|                  | 74/ 10-20-40 (LHD-LAW) .....   | 1                                     | 448    | 7777   |          |
|                  | 76 80-90 .....   | 1                                     | 448    | 7777   |          |
| <b>10.337-6</b>  | <b>INHIBITOR, Steering Column Lock</b>                                   |                                       |        |        |          |
|                  | 74/ 10-20-40 (LHD-WFGS-LAW) .....  | 1                                     | 812    | 0182   |          |
|                  | 76 80-90 (WMT) .....   | 1                                     | 812    | 0182   |          |
| <b>10.337-7</b>  | <b>SPRING, Steering Column Lock Inhibitor</b>                            |                                       |        |        |          |
|                  | 74/ 10-20-40 (LHD-WFGS-LAW) .....  | 1                                     | 812    | 0185   |          |
|                  | 76 80-90 (WMT) .....   | 1                                     | 812    | 0185   |          |
| <b>10.337-8</b>  | <b>WASHER, Steering Column Lock Inhibitor Wave</b>                       |                                       |        |        |          |
|                  | 74/ 10-20-40 (LHD-WFGS-LAW) .....  | 1                                     | 812    | 0186   |          |
|                  | 76 80-90 (WMT) .....   | 1                                     | 812    | 0186   |          |
| <b>10.337-9</b>  | <b>SPRING, Steering Column Locking Bolt</b>                              |                                       |        |        |          |
|                  | 74/ 10-20-40 (LHD-WHT-WAW) .....   | 1                                     | 448    | 7830   |          |
| <b>10.337-10</b> | <b>SCREW, Steering Column Locking Bolt Spring To Actuator</b>            |                                       |        |        |          |
|                  | 74/ 10-20-40 (LHD-WHT-WAW) .....   | 1                                     | 448    | 7827   |          |
| <b>10.338-1</b>  | <b>TUBE, Steering Gear Jacket</b>  |                                       |        |        |          |
|                  | 74/ 10-20-40 (LHD-WHT-WFGS-LAW) .....                                    | 1                                     | 812    | 0187   |          |
|                  | 74/ 10-20-40 (LHD-WHT-WCGS-LAW) .....                                    | 1                                     | 448    | 7715   |          |
|                  | 74/ 10-20-40 (LHD-WHT-WAW) .....   | 1                                     | 448    | 7837   |          |
|                  | <b>74/ 10-20-40 (RHD)</b> .....  | 1                                     | 947    | 044    |          |
|                  | 74/75 80 ..(Incl. Bracket) .....   | 1                                     | 999    | 720    |          |
|                  | 76 80-90 (WMT) .....   | 1                                     | 812    | 5285   |          |
|                  | 76 90 (WHT) .....  | 1                                     | 448    | 7715   |          |
| <b>10.338-2</b>  | <b>ATTACHING PARTS, Tube To Instrument Panel</b>                         |                                       |        |        |          |
|                  | SCREW, Machine .....   | 74/75 80 .....                        | 23.006 | 4      | 400 3794 |
| <b>10.338-2a</b> | <b>ATTACHING PARTS, Tube To Instrument Panel And Brake Pedal Support</b> |                                       |        |        |          |
|                  | BOLT, Hexagon .....  | 74/75 80 .....                        | 17.038 | 2      | G180073  |
|                  | WASHER, Lock .....   | 74/75 80 .....                        | 17.820 | 2      | G120214  |
| <b>10.338-3</b>  | <b>BEZEL, Steering Gear Jacket Tube To Instrument Panel</b>              |                                       |        |        |          |
|                  | <b>10-20-40 - LHD</b>  |                                       |        |        |          |
|                  | 74 (Upper-Black) .....   | 1                                     | 989    | 688 NC |          |
|                  | 74 (Upper-Black) .....   | 1                                     | 989    | 687    |          |
|                  | 74 (Upper-Green) .....   | 1                                     | 989    | 689    |          |
|                  | 75/ (Upper) .....  | 1                                     | 989    | 688 NC |          |
|                  | 74 (Lower-Black) .....   | 1                                     | 989    | 691 NC |          |
|                  | 74 (Lower-Black) .....   | 1                                     | 989    | 690    |          |
|                  | 74 (Lower-Green) .....   | 1                                     | 989    | 692    |          |
|                  | 75/ (Lower) .....  | 1                                     | 989    | 691 NC |          |
|                  | <b>10-20-40 - RHD</b>  |                                       |        |        |          |
|                  | <b>74/ (Chrome)</b> .....  | 22.056                                | 1      | 971    | 358      |
|                  | <b>80-90</b>   |                                       |        |        |          |
|                  | 76 .....   | 1                                     | 535    | 4777   |          |
| <b>10.338-5</b>  | <b>ATTACHING PARTS, Upper Bezel To Lower Bezel</b>                       |                                       |        |        |          |
|                  | SCREW, Tapping .....   | 74/75 10-20-40 (LHD) .....            | 4.131  | 2      | 973 467  |
|                  | SCREW, Tapping .....   | 76 10-20-40 .....                     |        | 2      | 812 0055 |

# 10.338 FRONT SUSPENSION - POWER STEERING - STEERING GEAR

|  |             |                                  |                   |
|--|-------------|----------------------------------|-------------------|
| <b>10.338-5a ATTACHING PARTS, Lower Bezel To Instrument Panel</b>                |             |                                  |                   |
| SCREW, Tapping.....  | 74/75       | 10-20-40 (LHD).....              | 4.131 4 973 467   |
| SCREW, Tapping.....  | 76          | 10-20-40.....                    | 2 812 0055        |
| NUT, Spring.....   | 74 /        | 10-20-40 (LHD).....              | 17.426 2 G445446  |
| <b>10.338-5b ATTACHING PARTS, Bezel To Instrument Panel</b>                      |             |                                  |                   |
| SCREW, Tapping.....  | 76          | 80-90.....                       | 17. 4 G163622     |
| <b>10.338-6 JACKET, Steering Gear Jacket Tube</b>                                |             |                                  |                   |
| 74 /   |             | 10-20-40 (LHD-WFGS-LAW).....     | 1 812 0181        |
| 74 /   |             | <b>10-20-40 (RHD)</b> .....      | 1 933 883         |
| 76   |             | 80-90 (WMT).....                 | 1 812 0181        |
| <b>10.338-7 ATTACHING PARTS, Steering Gear Jacket Tube Jacket To Housing</b>     |             |                                  |                   |
| SCREW, Tapping.....  | 74 /        | 10-20-40 (LHD-WFGS-LAW).....     | 3.321 3 448 7763  |
| SCREW, Tapping.....  | 76          | 80-90 (WMT).....                 | 3 448 7763        |
| <b>10.338-8 SHROUD, Steering Column Bowl</b>                                     |             |                                  |                   |
| 74 /   |             | 10-20-40 (LHD-WFGS-LAW).....     | 1 812 0184        |
| 74 /   |             | 10-20-40 (LHD-WHT-WCGS-LAW)..... | 11.339 1 321 1169 |
| 76   |             | 80-90 (WMT).....                 | 1 812 0184        |
| <b>10.339-1 BRACKET, Steering Gear Jacket Tube To Instrument Panel</b>           |             |                                  |                   |
| 74 /   |             | 10-20-40 (LHD).....              | 1 535 1229        |
| 74 /   |             | <b>10-20-40 (RHD)</b> .....      | 1 931 882         |
| 76   |             | 80.....                          | 1 319 5280        |
| 76   |             | 90 (WMT).....                    | 1 319 5280        |
| 76   |             | 90 (WHT).....                    | 1 535 1229        |
| <b>10.339-1a ADAPTER, Instrument Panel Bracket To Steering</b>                   |             |                                  |                   |
| 76   |             | 80-90.....                       | 1 535 5544        |
| <b>10.339-2 ATTACHING PARTS, Bracket To Instrument Panel</b>                     |             |                                  |                   |
| BOLT, Hexagon.....   | 76          | 80-90.....                       | 17. 2 G273773     |
| BOLT, Hexagon.....   | 76          | 80.....                          | 17. 4 G9418778    |
| BOLT, Hexagon.....   | 76          | 90.....                          | 17. 2 G9418778    |
| <b>SCREW, Machine</b> .....  | <b>74 /</b> | <b>10-20-40 (RHD)</b> .....      | 17.629 2 G423564  |
| WASHER, Plain.....   | 76          | 80.....                          | 17. 4 G120388 NA  |
| WASHER, Plain.....   | 76          | 90.....                          | 17. 2 G120388 NA  |
| <b>10.339-2a ATTACHING PARTS, Bracket To Steering Gear Jacket Tube</b>           |             |                                  |                   |
| SCREW, Machine.....  | 74 /        | 10-20-40 (LHD).....              | 4 400 3915        |
| SCREW, Machine.....  | 76          | 80-90.....                       | 4 400 3915        |
| <b>10.339-2b ATTACHING PARTS, Bracket To Brake Pedal Support</b>                 |             |                                  |                   |
| BOLT, Hexagon.....   | 74 /        | 10-20-40 (LHD).....              | 17.038 2 G9418778 |
| WASHER, Plain.....   | 74 /        | 10-20-40 (LHD).....              | 17.814 2 G120388  |
| WASHER, Conical.....   | 74          | 10-20-40 (LHD-Six).....          | 10.455 1 400 4711 |
| <b>10.339-2c ATTACHING PARTS, Bracket To Adapter</b>                             |             |                                  |                   |
| SCREW, Tapping.....  | 76          | 10-20-40.....                    | 4 400 3915        |
| SCREW, Machine.....  | 76          | 10-20-40.....                    | 17.629 2 G273573  |
| <b>10.339-3 INSULATOR, Steering Gear Jacket Tube To Instrument Panel Bracket</b> |             |                                  |                   |
| 74 /   |             | <b>10-20-40 (RHD)</b> .....      | 2 931 843         |
| <b>10.339-5 SEAL, Steering Gear Jacket Tube To Instrument Panel</b>              |             |                                  |                   |
| 74 /   |             | <b>20-40 (RHD)</b> .....         | 1 986 544         |
| <b>10.339-6 BRACKET, Steering Gear Jacket Tube To Instrument Panel Seat</b>      |             |                                  |                   |
| 74 /   |             | <b>14-20-40 (RHD)</b> .....      | 10.338 2 961 109  |
| <b>10.339-7 ATTACHING PARTS, Bracket And Seal To Instrument Panel</b>            |             |                                  |                   |
| SCREW, Tapping.....  | 74 /        | <b>14-20-40 (RHD)</b> .....      | 17.654 2 G162406  |

FRONT SUSPENSION - POWER STEERING - STEERING GEAR

10.350

|                 |   |        |     |          |  |
|-----------------|---|--------|-----|----------|--|
| <b>10.340-1</b> | <b>ROD, Steering Gear Jacket Tube Support</b>                               |        |     |          |  |
|                 | 74/ 10-20-40 (LHD) .....  | 1      | 545 | 0270     |  |
|                 | 74/ 14-20-40 (RHD) .....  | 1      | 959 | 662      |  |
| <b>10.340-2</b> | <b>ATTACHING PARTS, Rod To Cowl Top Inner Panel And/Or Instrument Panel</b> |        |     |          |  |
|                 | SCREW, Machine..... 74 10-20-40 (LHD).....                                  | 17.629 | 2   | G273573  |  |
|                 | SCREW, Tapitite..... 75/ 10-20-40 (LHD).....                                | 10.350 | 2   | 400 5063 |  |
|                 | <b>BOLT, Hexagon..... 74/ 14-20-40 (RHD) .....</b>                          | 17.038 | 1   | G180016  |  |
|                 | <b>WASHER, Lock..... 74/ (1/4" I. D.)... 14-20-40 (RHD) .....</b>           | 15.270 | 1   | 961 067  |  |
|                 | <b>WASHER, Lock..... 74/ (5/16" I. D.)... 14-20-40 (RHD) .....</b>          | 12.035 | 1   | 961 127  |  |
|                 | <b>NUT, Hexagon..... 74/ 14-20-40 (RHD) .....</b>                           | 3.082  | 2   | 961 128  |  |
| <b>10.344-1</b> | <b>BEARING, Steering Gear Jacket Tube Upper</b>                             |        |     |          |  |
|                 | 74/ 10-20-40 (RHD) .....  | 1      | 933 | 847      |  |
|                 | 74/75 80 .....  | 1      | 801 | 422      |  |
| <b>10.344-2</b> | <b>SEAT, Steering Gear Jacket Tube Upper Bearing Spring</b>                 |        |     |          |  |
|                 | 74/75 80 .....  | 1      | 639 | 192      |  |
| <b>10.344-3</b> | <b>SLEEVE, Steering Gear Jacket Tube Upper Bearing</b>                      |        |     |          |  |
|                 | 74/ 10-20-40 (RHD) .....  | 1      | 924 | 569      |  |
| <b>10.344-4</b> | <b>SPRING, Steering Gear Jacket Tube Upper Bearing</b>                      |        |     |          |  |
|                 | 74/ 10-20-40 (LHD-LAW) .....  | 1      | 448 | 7765     |  |
|                 | 74/ 10-20-40 (RHD) .....  | 1      | 935 | 514      |  |
|                 | 74/75 80 .....  | 1      | 639 | 191      |  |
|                 | 76 80-90.....   | 1      | 448 | 7765     |  |
| <b>10.344-5</b> | <b>RING, Steering Gear Jacket Tube Upper Bearing Retaining</b>              |        |     |          |  |
|                 | 74/ 10-20-40 (LHD-LAW) .....  | 1      | 320 | 8377     |  |
|                 | 76 80-90.....   | 1      | 320 | 8377     |  |
| <b>10.344-6</b> | <b>WASHER, Steering Gear Jacket Tube Upper Bearing Thrust</b>               |        |     |          |  |
|                 | 74/ 10-20-40 (LHD-LAW) .....  | 1      | 320 | 8008     |  |
|                 | 76 90 (WHT).....  | 1      | 320 | 8008     |  |
| <b>10.346-1</b> | <b>BUSHING, Steering Gear Jacket Tube Lower</b>                             |        |     |          |  |
|                 | 74/ 10-20-40 (LHD) .....  | 1      | 448 | 7696     |  |
|                 | 74/ 10-20-40 (RHD) .....  | 1      | 936 | 361      |  |
|                 | 74/75 80 .....  | 1      | 999 | 769      |  |
|                 | 76 80-90.....   | 1      | 448 | 7696     |  |
| <b>10.346-2</b> | <b>ATTACHING PARTS, Bushing To Tube</b>                                     |        |     |          |  |
|                 | <b>BOLT, Hexagon..... 74/ 10-20-40 (RHD) .....</b>                          | 2      | 933 | 853      |  |
| <b>10.346-3</b> | <b>WASHER, Steering Gear Jacket Tube Lower Bushing To U-Joint</b>           |        |     |          |  |
|                 | 74/75 80.....   | 10.717 | 1   | 946 452  |  |
|                 | 74/75 80.....   | 10.717 | 1   | 946 452  |  |
| <b>10.347</b>   | <b>RETAINER, Steering Gear Jacket Tube Lower Bearing</b>                    |        |     |          |  |
|                 | 74/ 10-20-40 (LHD) .....  | 1      | 448 | 7743     |  |
|                 | 76 80-90.....   | 1      | 448 | 7743     |  |
| <b>10.348</b>   | <b>CLIP, Steering Gear Jacket Tube Lower Bushing To Jacket Tube</b>         |        |     |          |  |
|                 | 74/ 10-20-40 (LHD-LAW) .....  | 1      | 448 | 7739     |  |
|                 | 76 80-90.....   | 1      | 448 | 7739     |  |
| <b>10.350-1</b> | <b>PLATE, Steering Gear Jacket Tube To Toeboard Support</b>                 |        |     |          |  |
|                 | 74/ (Upper) 10-20-40 (LHD) .....  | 1      | 319 | 6870     |  |
|                 | 76 (Upper) 80-90.....   | 1      | 319 | 6870     |  |
|                 | 74/ (Lower) 10-20-40 (LHD) .....  | 1      | 319 | 6897     |  |
|                 | 76 (Lower) 80-90 .....  | 1      | 319 | 6897     |  |
|                 | 74/75 80 .....  | 1      | 999 | 559      |  |
| <b>10.350-2</b> | <b>ATTACHING PARTS, Support Plate To Toeboard</b>                           |        |     |          |  |
|                 | SCREW, Tapping..... 74/ 10-20-40 (LHD).....                                 | 23.073 | 4   | 400 4520 |  |
|                 | SCREW, Tapping..... 74/75 80 .....  | 17.660 | 2   | G167065  |  |
|                 | SCREW, Tapping..... 76 80-90.....   | 4      | 400 | 4520     |  |
|                 | <b>SCREW, Machine..... 74/ 10-20-40 (RHD) .....</b>                         | 17.626 | 2   | G423563  |  |
|                 | <b>SPACER..... 74/ 10-20-40 (RHD) .....</b>                                 | 10.350 | 2   | 948 042  |  |

## 10.350 FRONT SUSPENSION - POWER STEERING - STEERING GEAR

|                  |   |   |        |    |          |
|------------------|---|---|--------|----|----------|
| <b>10.350-3</b>  | <b>ATTACHING PARTS, Lower Toeboard Support Plate To Upper Plate</b> |   |        |    |          |
|                  | SCREW, Machine..... 74/   | 10-20-40 (LHD).....                             | 17.629 | 2  | G273573  |
|                  | SCREW, Machine..... 76  | 80-90.....                                      | 17.    | 2  | G273573  |
| <b>10.350-4</b>  | <b>SEAL, Steering Gear Jacket Tube To Toeboard</b>                  |   |        |    |          |
|                  | 74/   | 10-20-40 (LHD).....                             |        | 1  | 319 6896 |
|                  | <b>74/</b>  | <b>10-20-40 (RHD)</b> .....                     |        | 1  | 948 216  |
|                  | 76  | 80-90.....                                      |        | 1  | 319 6896 |
| <b>10.350-5</b>  | <b>CLAMP, Steering Gear Jacket Tube To Toeboard Plate</b>           |   |        |    |          |
|                  | 74/75   | 80.....   |        | 1  | 535 1247 |
| <b>10.350-6</b>  | <b>ATTACHING PARTS, Clamp To Plate</b>                              |   |        |    |          |
|                  | SCREW, Machine..... 74  | 80.....   | 17.626 | 2  | G446906  |
|                  | SCREW, Machine..... 75  | 80.....   | 17.646 | 2  | G9409104 |
| <b>10.350-7</b>  | <b>GROMMET, Steering Gear Jacket Tube To Toeboard (Rubber)</b>      |   |        |    |          |
|                  | 74/75   | 80.....   |        | 1  | 545 0034 |
| <b>10.350-8</b>  | <b>ATTACHING PARTS, Grommet To Toeboard</b>                         |   |        |    |          |
|                  | SCREW, Tapping..... 74/75   | 80.....   | 17.660 | 3  | G161895  |
|                  | SCREW, Tapping..... 76  | ...(Incl. Washer).....                          | 12.351 | 3  | 400 4644 |
|                  | WASHER, Plain..... 74/75  | 80.....   | 17.814 | 3  | G446161  |
| <b>10.354-1</b>  | <b>SPACER, Steering Gear To Frame</b>                               |   |        |    |          |
|                  | <b>LHD</b>  |   |        |    |          |
|                  | 74  | 10-20-40.....                                   |        | 1  | 998 859  |
|                  | 75  | 10-20-40.....                                   |        | 1  | 812 5070 |
|                  | 74/75   | 80.....   |        | 1  | 998 238  |
|                  | <b>RHD</b>  |   |        |    |          |
|                  | <b>74</b>   | <b>10-20-40</b> .....                           |        | 1  | 998 860  |
|                  | <b>75</b>   | <b>10-20-40</b> .....                           |        | 1  | 812 5071 |
|                  | <b>74/75</b>  | <b>80</b> .....                                 |        | 1  | 535 0572 |
| <b>10.354-2</b>  | <b>ATTACHING PARTS, Steering Gear Spacer To Frame</b>               |   |        |    |          |
|                  | BOLT, Hexagon..... 74   | 10-20-40...(7/16"-20 x 3-3/4").....             |        | 4  | 812 1245 |
|                  | BOLT, Hexagon..... 74   | 10-20-40...(7/16"-14 x 3-1/4").....             | 17.038 | 4  | G9430756 |
|                  | BOLT, Hexagon..... 75   | 10-20-40...(7/16"-14 x 3-1/2").....             | 17.    | 4  | G9421590 |
|                  | BOLT, Hexagon..... 74/75  | 80...(3/8"-16 x 7/8").....                      | 17.038 | 2  | G9420942 |
|                  | BOLT, Hexagon..... 74   | 80...(7/16"-20 x 4-1/2").....                   | 17.038 | 2  | G9430787 |
|                  | WASHER, Plain..... 74   | 10-20-40 (Between Bolt Head<br>And Spacer)..... | 18.190 | 4  | 944 842  |
|                  | WASHER, Quad Rib.... 74/75  | 80...(7/16").....                               | 11.170 | AR | 400 4809 |
|                  | WASHER, Quad Rib.... 74/75  | 80...(3/8").....                                | 9.369  | 2  | 400 4807 |
|                  | WASHER, Conical..... 75   | 10-20-40.....                                   |        | 4  | 400 4943 |
|                  | NUT, Hexagon..... 74  | 10-20-40...(7/16"-20).....                      | 17.406 | AR | G9417028 |
|                  | NUT, Hexagon..... 74/75   | 80.....   | 17.406 | 2  | G456859  |
|                  | NUT, Lock..... 74   | 20-40.....                                      | 17.416 | 1  | G9413215 |
| <b>10.354-2a</b> | <b>SHIM, Steering Gear Spacer To Frame</b>                          |   |        |    |          |
|                  | 74/75   | 80.....   |        | AR | 535 0805 |
| <b>10.360-1</b>  | <b>POWER STEERING KIT</b>   |   |        |    |          |
|                  | <b>SIX - LHD (LPS)</b>  |   |        |    |          |
|                  | 74  | 10-20-40.....                                   |        | 1  | 812 4387 |
|                  | 75  | 10-20-40.....                                   |        | 1  | 812 5950 |
|                  | 76  | 10-20-40.....                                   |        | 1  | 812 6910 |
|                  | 74  | 80 (* 10-1).....                                |        | 1  | 812 2768 |
|                  | 75  | 80 (* 10-1).....                                |        | 1  | 812 5739 |
|                  | 76  | 80-90 (* 10-9).....                             |        | 1  | 812 6907 |

FRONT SUSPENSION - POWER STEERING - STEERING GEAR

10.432

|                       |   |           |              |               |
|-----------------------|---|-----------|--------------|---------------|
| <b>V8 - LHD (LPS)</b> |   |           |              |               |
| 74                    | 10-20-40  | .....     | 1            | 812 4408      |
| 75                    | 10-20-40  | .....     | 1            | 812 5953      |
| 76                    | 10-20-45  | .....     | 1            | 812 6915      |
| 76                    | 46  | .....     | 1            | 812 6916      |
| 74                    | 80 (* 10-1)   | .....     | 1            | 812 1800      |
| 75                    | 80 (* 10-1)   | .....     | 1            | 812 5731      |
| 76                    | 80-90   | .....     | 1            | 812 6913      |
| <b>10.430-1</b>       | <b>PUMP ASSEMBLY, Power Steering</b>                              |           |              |               |
| 74                    | SIX (LHD)   | ..... 52  | 1            | 321 6094      |
| 74                    | V8 (LHD)  | ..... 52  | 1            | 321 3992      |
| 75/                   | 10-20-40 (LHD)  | .....     | 1            | 535 4550      |
| 75                    | 80 (LHD)  | .....     | 1            | 322 4469      |
| 76                    | 80-90 (LHD)   | .....     | 1            | 322 4469      |
| <b>10.430-2</b>       | <b>STUD, Power Steering Pump Mounting</b>                         |           |              |               |
| 74                    | SIX (LHD)   | .....     | 2            | 320 9675      |
| 74                    | V8 (LHD) ... (1-15/16" Long)                                      | .....     | 1            | 812 0528      |
| 74                    | V8 (LHD) ... (2-7/32" Long)                                       | .....     | 1            | 812 0529      |
| 75                    | LHD ... (1-15/16" Long)   | .....     | 1            | 812 0528      |
| 75                    | LHD ... (2-7/32" Long)  | .....     | 1            | 812 0529      |
| <b>10.430-3</b>       | <b>SEAL KIT, Power Steering Pump</b>                              |           |              |               |
| 74/                   | LHD   | ..... 57  | 1            | 320 9678      |
| <b>10.430-4</b>       | <b>BODY, Power Steering Pump</b>                                  |           |              |               |
| 74                    | SIX (LHD)   | ..... 53  | 1            | 448 7899      |
| 74                    | V8 (LHD)  | .....     | 1            | 812 0527      |
| 75/                   | LHD   | .....     | 1            | 812 0527      |
| <b>10.430-5</b>       | <b>SEAL, Power Steering Pump Mounting Stud</b>                    |           |              |               |
| 74/                   | LHD   | .....     | 2            | 320 9672      |
| <b>10.431-1</b>       | <b>BRACKET, Power Steering Pump Pivot</b>                         |           |              |               |
| 75                    | (Front) SIX (LHD)   | .....     | 1            | 322 6240      |
| 76                    | (Front) 80-90 (Six-WEEP)  | .....     | 1            | 322 7414      |
| 76                    | (Front) SIX (LEEP)  | .....     | 1            | 322 6240      |
| 75                    | (Rear) SIX (LHD)  | .....     | 1            | 322 4699      |
| 76                    | (Rear) 80-90 (Six)  | .....     | 1            | 322 7416      |
| 74/                   | V8 (LHD)  | .....     | 1            | 321 5106      |
| <b>10.431-2</b>       | <b>ATTACHING PARTS, Front Pivot Bracket To Water Pump</b>         |           |              |               |
| SCREW, Machine        | ..... 75/   | SIX (LHD) | ..... 17.629 | AR G274195    |
| <b>10.431-3</b>       | <b>ATTACHING PARTS, Front Pivot Bracket To Pump</b>               |           |              |               |
| SCREW, Machine        | ..... 75/   | SIX (LHD) | ..... 17.629 | 1 G274195     |
| <b>10.431-4</b>       | <b>ATTACHING PARTS, Front Pivot Bracket To Rear Pivot Bracket</b> |           |              |               |
| BOLT, Hexagon         | ..... 75/   | SIX (LHD) | ..... 17.038 | 1 G189295     |
| SPACER                | ..... 75  | SIX (LHD) | .....        | 1 322 4461    |
| WASHER, Lock          | ..... 75/   | SIX (LHD) | ..... 10.260 | 1 400 3803    |
| <b>10.431-5</b>       | <b>ATTACHING PARTS, Rear Pivot Bracket To Pump</b>                |           |              |               |
| SCREW, Machine        | ..... 75/   | SIX (LHD) | ..... 17.629 | 1 G273773 NA  |
| <b>10.431-6</b>       | <b>ATTACHING PARTS, Rear Pivot Bracket To Cylinder Block</b>      |           |              |               |
| SCREW, Machine        | ..... 75/   | SIX (LHD) | ..... 17.629 | 2 G273773 NA  |
| <b>10.431-7</b>       | <b>ATTACHING PARTS, Rear Pivot Bracket To Intake Manifold</b>     |           |              |               |
| SCREW, Machine        | ..... 75/   | SIX (LHD) | ..... 17.629 | AR G273773 NA |
| STUD, Bolt            | ..... 75  | SIX (LHD) | .....        | 1 322 4461    |
| WASHER, Lock          | ..... 75  | SIX (LHD) | ..... 10.260 | 1 400 3803    |
| <b>10.432-1</b>       | <b>STUD, Power Steering Pump Pivot</b>                            |           |              |               |
| 74/                   | V8 (LHD)  | .....     | 1            | 321 5103      |

## 10.435 FRONT SUSPENSION - POWER STEERING - STEERING GEAR

|          |  |    |       |   |          |
|----------|--|----|-------|---|----------|
| 10.435-1 | <b>VANE KIT, Power Steering Pump Rotor</b>                         |    |       |   |          |
|          | 74/ LHD .....  | 56 | ..... | 1 | 320 9680 |
| 10.435-2 | <b>ROTOR - VANE - RING KIT, Power Steering Pump</b>                |    |       |   |          |
|          | 74/ LHD .....  | 55 | ..... | 1 | 320 9677 |
| 10.435-3 | <b>ROTOR, Power Steering Pump</b>                                  |    |       |   |          |
|          | 74/ LHD .....  |    | ..... | 1 | 320 9667 |
| 10.435-4 | <b>RING, Power Steering Pump</b>                                   |    |       |   |          |
|          | 74/ LHD .....  |    | ..... | 1 | 320 9665 |
| 10.435-5 | <b>PIN, Power Steering Pump Ring To Body Dowel</b>                 |    |       |   |          |
|          | 74/ LHD .....  |    | ..... | 2 | 320 9660 |
| 10.440-1 | <b>SHAFT KIT, Power Steering Pump Drive (Incl. Ring)</b>           |    |       |   |          |
|          | 74 LHD .....   | 54 | ..... | 1 | 448 8423 |
|          | 75/ LHD .....  |    | ..... | 1 | 812 5241 |
| 10.440-2 | <b>SEAL, Power Steering Pump Drive Shaft Oil</b>                   |    |       |   |          |
|          | 74/ LHD .....  |    | ..... | 1 | 448 8330 |
| 10.440-3 | <b>RING, Power Steering Pump Drive Shaft Retainer Snap</b>         |    |       |   |          |
|          | 74/ LHD .....  |    | ..... | 1 | 448 6725 |
| 10.440-4 | <b>KEY, Power Steering Pump Drive Shaft (For Pump Pulley)</b>      |    |       |   |          |
|          | 74 LHD .....   |    | ..... | 1 | 320 9659 |
| 10.445-1 | <b>VALVE, Power Steering Pump Control</b>                          |    |       |   |          |
|          | 74 SIX (LHD) .....   |    | ..... | 1 | 448 8026 |
|          | 74 V8 (LHD) .....  |    | ..... | 1 | 812 0531 |
|          | 75/ 10-20-40 (LHD) .....   |    | ..... | 1 | 812 5923 |
|          | 75/ 80 (LHD) .....   |    | ..... | 1 | 812 0531 |
| 10.445-2 | <b>SPRING, Power Steering Pump Flow Control Valve</b>              |    |       |   |          |
|          | 74/ LHD .....  |    | ..... | 1 | 320 9673 |
| 10.445-3 | <b>PLATE, Power Steering Pump Pressure</b>                         |    |       |   |          |
|          | 74/ LHD .....  |    | ..... | 1 | 320 9662 |
| 10.445-4 | <b>PLATE, Power Steering Pump End</b>                              |    |       |   |          |
|          | 74/ LHD .....  |    | ..... | 1 | 320 9661 |
| 10.445-5 | <b>RING, Power Steering Pump End Plate Retaining</b>               |    |       |   |          |
|          | 74/ LHD .....  |    | ..... | 1 | 320 9664 |
| 10.445-6 | <b>SEAL, Power Steering Pump End And Pressure Plate ("O" Ring)</b> |    |       |   |          |
|          | 74/ LHD .....  |    | ..... | 2 | 320 9668 |
| 10.445-7 | <b>PLATE, Power Steering Pump Thrust</b>                           |    |       |   |          |
|          | 74/ LHD .....  |    | ..... | 1 | 812 1412 |
| 10.445-8 | <b>SPRING, Power Steering Pump Pressure Plate</b>                  |    |       |   |          |
|          | 74/ LHD .....  |    | ..... | 1 | 320 9674 |
| 10.448-1 | <b>BRACKET, Power Steering Pump Mounting</b>                       |    |       |   |          |
|          | 74 10-20-40 (LHD-Six) .....  |    | ..... | 1 | 321 6089 |
|          | 74 80 (LHD-Six) .....  |    | ..... | 1 | 999 768  |
|          | 75/ (Front) SIX (LHD) .....  |    | ..... | 1 | 322 4700 |
|          | 76 (Front) V8 .....  |    | ..... | 1 | 322 7679 |
|          | 75/ (Rear) SIX (LHD) .....   |    | ..... | 1 | 322 4701 |
|          | 76 (Rear) V8 .....   |    | ..... | 1 | 322 7680 |
|          | 74/75 V8 (LHD) .....   |    | ..... | 1 | 321 4732 |



## FRONT SUSPENSION - POWER STEERING - STEERING GEAR

10.455

|                 |  |   |        |   |          |
|-----------------|--|---|--------|---|----------|
| <b>10.448-2</b> | <b>ATTACHING PARTS, Power Steering Pump Bracket To Pump</b>                  |   |        |   |          |
|                 | BOLT, Hexagon . . . . . 74   | 10-20-40 (LHD-Six) . . . . .                                      | 17.038 | 2 | G9428638 |
|                 | BOLT, Hexagon . . . . . 74   | 80 (LHD-Six) . . . . .  | 17.038 | 1 | G180120  |
|                 | WASHER, Plain . . . . . 74   | 80 (LHD-Six) . . . . .  | 17.814 | 2 | G120394  |
|                 | WASHER, Lock . . . . . 74  | 10-20-40 (LHD-Six) . . . . .                                      |        | 2 | 400 3803 |
|                 | WASHER, Lock . . . . . 74  | 80 (LHD-Six) . . . . .  | 17.820 | 2 | G120382  |
|                 | NUT, Hexagon . . . . . 74  | 80 (LHD-Six) . . . . .  | 17.406 | 1 | G120377  |
| <b>10.448-3</b> | <b>ATTACHING PARTS, Power Steering Pump Bracket To Adjusting Plate</b>       |   |        |   |          |
|                 | BOLT, Hexagon . . . . . 74   | 10-20-40 (LHD-Six) . . . . .                                      | 17.038 | 1 | G109443  |
|                 | BOLT, Hexagon . . . . . 74   | V8 (LHD) . . . . .  | 17.038 | 2 | G180137  |
|                 | SCREW, Machine . . . . . 76  | SIX . . . . .   | 17.629 | 2 | G274195  |
|                 | WASHER, Lock . . . . . 74  | 10-20-40 (LHD-Six) . . . . .                                      | 10.260 | 2 | 400 3803 |
|                 | WASHER, Lock . . . . . 74  | V8 (LHD) . . . . .  | 10.260 | 2 | 400 3803 |
|                 | NUT, Hexagon . . . . . 74  | 10-20-40 (LHD-Six) . . . . .                                      | 17.406 | 1 | G120377  |
| <b>10.448-4</b> | <b>ATTACHING PARTS, Power Steering Pump Bracket To Water Pump Stud</b>       |   |        |   |          |
|                 | WASHER, Lock . . . . . 74  | 10-20-40 (LHD-Six) . . . . .                                      | 10.260 | 2 | 400 3803 |
|                 | NUT, Lock . . . . . 74   | V8 (LHD) . . . . .  | 1.010  | 1 | 400 3869 |
| <b>10.448-5</b> | <b>ATTACHING PARTS, Bracket To Cylinder Block</b>                            |   |        |   |          |
|                 | BOLT, Hexagon . . . . . 74   | 80 (LHD-Six) . . . . .  | 17.038 | 3 | G180123  |
|                 | WASHER, Plain . . . . . 74   | 80 (LHD-Six) . . . . .  | 17.814 | 1 | 400 1161 |
|                 | WASHER, Lock . . . . . 74  | 80 (LHD-Six) . . . . .  | 17.820 | 3 | G120382  |
| <b>10.448-6</b> | <b>ATTACHING PARTS, Front Mounting Bracket To Pump</b>                       |   |        |   |          |
|                 | BOLT, Hexagon . . . . . 75   | SIX (LHD) . . . . .   | 17.038 | 1 | G274195  |
| <b>10.448-7</b> | <b>ATTACHING PARTS, Rear Mounting Bracket To Pump</b>                        |   |        |   |          |
|                 | NUT, Lock . . . . . 75   | SIX (LHD) . . . . .   | 10.260 | 2 | 400 3909 |
| <b>10.449-1</b> | <b>BRACKET, Power Steering Pump Bracket To Cylinder Head Support</b>         |   |        |   |          |
|                 | 74   | 10-20-40 (LHD-Six) . . . . .                                      |        | 1 | 319 1003 |
| <b>10.449-2</b> | <b>ATTACHING PARTS, Power Steering Pump Support Bracket To Cylinder Head</b> |   |        |   |          |
|                 | BOLT, Hexagon . . . . . 74   | 10-20-40 (LHD-LAC)<br>... (3/8"-16 x 1-1/8") . . . . .            | 17.038 | 2 | G180123  |
|                 | BOLT, Hexagon . . . . . 74   | 10-20-40 (LHD-LAC)<br>... (3/8"-16 x 1-7/8") . . . . .            | 17.038 | 2 | G180129  |
|                 | SPACER . . . . . 74  | 10-20-40 (LHD-Six-WAC) . . . . .                                  | 10.114 | 2 | 319 0790 |
|                 | WASHER, Plain . . . . . 74   | 10-20-40 (LHD-Six) . . . . .                                      | 10.260 | 2 | 400 3808 |
|                 | WASHER, Lock . . . . . 74  | 10-20-40 (LHD-Six) . . . . .                                      | 10.260 | 2 | 400 3803 |
| <b>10.455-1</b> | <b>PULLEY, Power Steering Pump</b>   |   |        |   |          |
|                 | <b>SIX - LHD</b>   |   |        |   |          |
|                 | 75   | (4-11/16" Dia.) . . . . .   |        | 1 | 322 4467 |
|                 | 74   | 10-20-40 (WAC-Cast Iron) . . . (Incl. Air Pump Pulley) . . . . .  |        | 1 | 322 6704 |
|                 | 74   | 10-20-40 (WAC-Spun Steel) . . . (Incl. Air Pump Pulley) . . . . . |        | 1 | 321 8653 |
|                 | 74   | 10-20-40 (LAC) . . . (5-7/8" Dia.) . . . . .                      |        | 1 | 322 4319 |
|                 | 74   | 10-20-40 (LAC) . . . (4-47/64" Dia.) . . . . .                    |        | 1 | 321 8655 |
|                 | 74   | 80 . . . . .  |        | 1 | 999 835  |
|                 | 75   | LEEP . . . . .  |        | 1 | 322 6937 |
|                 | 76   | WEEP . . . . .  |        | 1 | 322 6940 |
|                 | <b>V8 - LHD</b>  |   |        |   |          |
|                 | 74   | . . . . .   |        | 1 | 321 5101 |
|                 | 75   | . . . . .   |        | 1 | 322 5448 |
|                 | 76   | . . . . .   |        | 1 | 322 7674 |
| <b>10.455-2</b> | <b>ATTACHING PARTS, Power Steering Pump Pulley To Pump</b>                   |   |        |   |          |
|                 | NUT, Hexagon . . . . . 74  | LHD . . . . .   |        | 1 | 400 0221 |
| <b>10.455-3</b> | <b>KEY, Power Steering Pump Pulley</b>                                       |   |        |   |          |
|                 | 74   | LHD . . . . .   | 10.440 | 1 | 320 9659 |

# 10.455 FRONT SUSPENSION - POWER STEERING - STEERING GEAR

## 10.455-4 BELT, Power Steering Pump

### SIX - LHD

|     |  |       |   |          |
|-----|--|-------|---|----------|
| 74  | 10-20-40 (LAC)...(43" Circumference) .....     | 2.016 | 1 | 322 3006 |
| 75  | (45-1/2" Circumference) .....                  |       | 1 | 322 4452 |
| 74  | 10-20-40 (LAC)...(46-1/2" Circumference) ..... | 2.016 | 1 | 318 5860 |
| 74  | 10-20-40 (WAC) .....                           |       | 1 | 319 1030 |
| 75/ | LEEP...(46-1/2" Circumference).....            |       | 1 | 322 6936 |
| 74  | 80.....  | 2.016 | 1 | 999 032  |
| 76  | WEEP .....                                     |       | 1 | 322 6939 |

### V8 - LHD

|       |  |        |   |          |
|-------|--|--------|---|----------|
| 74/75 | LAC-LHDC .....                                 | 4.623  | 1 | 943 251  |
| 74/75 | LAC-WHDC .....                                 |        | 1 | 999 950  |
| 74    | 10-20-40 (WAC) .....                           | 13.425 | 1 | 535 1639 |
| 75    | 10-20-40 (WAC)...(49-3/4" Circumference) ..... | 13.425 | 1 | 321 6615 |
| 75    | 10-20-40 (WAC)...(52-3/4" Circumference) ..... |        | 1 | 999 950  |
| 76    | (29-1/4" Circumference) .....                  |        | 1 | 322 8287 |
| 76    | (54" Circumference) .....                      |        | 1 | 322 7692 |

## 10.455-5 PLATE, Power Steering Pump Pulley Belt Adjusting

|       |                          |  |   |          |
|-------|--------------------------|--|---|----------|
| 74    | 10-20-40 (LHD-Six) ..... |  | 1 | 321 6093 |
| 74    | 80 (LHD-Six) .....       |  | 1 | 999 823  |
| 74/75 | V8 (LHD) .....           |  | 1 | 321 4710 |
| 76    | V8 (LHD) .....           |  | 1 | 322 7680 |

## 10.455-6 ATTACHING PARTS, Power Steering Pump Adjusting Plate To Pump

|                      |     |                                   |        |   |          |
|----------------------|-----|-----------------------------------|--------|---|----------|
| BOLT, Hexagon .....  | 74  | 10-20-40 (LHD-Six) .....          | 17.038 | 1 | G9428638 |
| BOLT, Hexagon .....  | 74  | 80 (LHD-Six) .....                | 17.460 | 1 | G120123  |
| BOLT, Hexagon .....  | 76  | 80-90 (Six) .....                 | 17.038 | 1 | G189295  |
| BOLT, Hexagon .....  | 76  | V8 .....                          | 17.038 | 1 | G180125  |
| WASHER, Plain.....   | 74  | 10-20-40 (LHD-Six) .....          | 10.260 | 2 | 400 3808 |
| WASHER, Plain.....   | 74  | 80 (LHD-Six)...(3/64" Thick)..... | 17.814 | 1 | 400 1104 |
| WASHER, Plain.....   | 74  | 80 (LHD-Six)...(1/16" Thick)..... | 17.814 | 2 | G120394  |
| WASHER, Lock.....    | 74  | 10-20-40 (LHD-Six) .....          | 10.260 | 2 | 400 3803 |
| WASHER, Lock.....    | 74  | 80 (LHD-Six) .....                | 17.820 | 2 | G120382  |
| WASHER, Lock.....    | 76  | .....                             | 10.260 | 1 | 400 3803 |
| WASHER, Conical..... | 74/ | V8 (LHD) .....                    |        | 2 | 400 4711 |
| NUT, Hexagon .....   | 74  | 10-20-40 (LHD-Six) .....          | 17.406 | 2 | G120377  |
| NUT, Hexagon.....    | 74  | 80 (LHD-Six) .....                | 17.406 | 1 | G120377  |
| NUT, Hexagon.....    | 74/ | V8 (LHD) .....                    | 17.406 | 2 | G120377  |

## 10.455-7 ATTACHING PARTS, Power Steering Pump Adjusting Plate To Cylinder Block

|                   |    |                          |        |   |          |
|-------------------|----|--------------------------|--------|---|----------|
| STUD.....         | 74 | 10-20-40 (LHD-Six) ..... |        | 1 | 321 9182 |
| SPACER .....      | 74 | 10-20-40 (LHD-Six) ..... |        | 1 | 317 4400 |
| WASHER, Bite..... | 74 | 10-20-40 (LHD-Six) ..... | 10.003 | 1 | 310 8995 |
| WASHER, Lock..... | 74 | 10-20-40 (LHD-Six) ..... | 10.260 | 1 | 400 3803 |

## 10.455-8 ATTACHING PARTS, Power Steering Pump Adjusting Plate To Cylinder Head

|                     |     |                    |        |   |          |
|---------------------|-----|--------------------|--------|---|----------|
| BOLT, Hexagon ..... | 74  | 80 (LHD-Six) ..... | 17.820 | 2 | G180122  |
| BOLT, Hexagon ..... | 74/ | V8 (LHD) .....     | 10.260 | 3 | 400 4010 |
| WASHER, Lock.....   | 74  | 80 (LHD-Six) ..... | 17.820 | 2 | G120382  |

## 10.465-1 RESERVOIR, Power Steering Pump Oil

|    |                 |  |   |          |
|----|-----------------|--|---|----------|
| 74 | SIX (LHD) ..... |  | 1 | 812 1207 |
| 74 | V8 (LHD) .....  |  | 1 | 812 0530 |
| 75 | LHD.....        |  | 1 | 812 0530 |

## 10.465-2 CAP, Power Steering Pump Oil Reservoir Filler

|     |          |  |   |          |
|-----|----------|--|---|----------|
| 74/ | LHD..... |  | 1 | 448 8304 |
|-----|----------|--|---|----------|

## 10.465-3 SEAL, Power Steering Pump Oil Reservoir To Pump ("O" Ring)

|     |          |  |   |          |
|-----|----------|--|---|----------|
| 74/ | LHD..... |  | 1 | 320 9669 |
|-----|----------|--|---|----------|

**FRONT SUSPENSION - POWER STEERING - STEERING GEAR**

**10.470**

**10.470-1 HOSE, Power Steering Pump To Steering Gear Pressure**

**LHD**

|       |                      |   |          |
|-------|----------------------|---|----------|
| 74    | 10-20-40 (Six) ..... | 1 | 535 1641 |
| 75    | 10-20-40 (Six) ..... | 1 | 535 0853 |
| 76    | 10-20-40 (Six) ..... | 1 | 535 5891 |
| 74/75 | 10-20-40 (V8) .....  | 1 | 535 0853 |
| 76    | 10-20-40 (V8) .....  | 1 | 535 5718 |
| 74    | 80 (Six) .....       | 1 | 535 0862 |
| 74    | 80 (V8) .....        | 1 | 535 1955 |
| 75    | 80 .....             | 1 | 535 4381 |
| 76    | 80-90 (Six) .....    | 1 | 535 5854 |
| 76    | 80-90 (V8) .....     | 1 | 535 5530 |

**10.470-2 HOSE, Power Steering Pump Reservoir To Steering Gear Return**

**SIX - LHD**

|    |                |   |          |
|----|----------------|---|----------|
| 74 | 10-20-40 ..... | 1 | 535 1642 |
| 75 | 10-20-40 ..... | 1 | 999 081  |
| 76 | 10-20-40 ..... | 1 | 535 5893 |
| 74 | 80 .....       | 1 | 535 0832 |
| 75 | 80 .....       | 1 | 535 1954 |
| 76 | 80-90 .....    | 1 | 535 5846 |

**V8 - LHD**

|       |                  |   |          |
|-------|------------------|---|----------|
| 74/75 | 10-20-40 .....   | 1 | 999 081  |
| 76    | 10-20-40 .....   | 1 | 535 5767 |
| 74/75 | 80 .....         | 1 | 535 1954 |
| 76    | 80-90 (V8) ..... | 1 | 535 5531 |

**10.470-3 STRAP, Power Steering Pump Hoses To Brake Line (Polyethelene)**

|     |                          |       |   |          |
|-----|--------------------------|-------|---|----------|
| 75/ | SIX (LHD) .....          | 3.165 | 2 | 322 3227 |
| 74  | 10-20-40 (LHD-Six) ..... | 3.196 | 1 | 318 1008 |
| 74  | 80 (LHD-Six) .....       | 3.165 | 2 | 926 878  |

**10.470-3a STRAP, Power Steering Pump Hoses To Air Pump Hoses (Polyethelene)**

|    |                   |       |   |          |
|----|-------------------|-------|---|----------|
| 75 | V8 (LHD) .....    | 3.165 | 1 | 322 3227 |
| 74 | 80 (LHD-V8) ..... | 3.196 | 1 | 318 1008 |

**10.470-4 CLAMP, Power Steering Return Hose To Reservoir**

|     |           |        |   |          |
|-----|-----------|--------|---|----------|
| 74/ | LHD ..... | 10.460 | 1 | 315 5600 |
|-----|-----------|--------|---|----------|

**10.470-5 CLIP, Power Steering Pump Hoses**

|       |                   |       |   |         |
|-------|-------------------|-------|---|---------|
| 74/75 | 80 (LHD-V8) ..... | 4.142 | 1 | 998 604 |
| 76    | 80-90 (Six) ..... | 4.142 | 1 | 998 604 |

**10.470-6 CLIP, Power Steering Pump Hoses To Frame**

|     |                     |        |   |          |
|-----|---------------------|--------|---|----------|
| 76  | 10-20-40 (V8) ..... | .....  | 1 | 400 4892 |
| 74/ | 80 (LHD) .....      | 17.134 | 2 | G127879  |

**10.470-7 ATTACHING PARTS, Power Steering Pump Hoses Clip To Frame**

|                     |       |                     |        |   |          |
|---------------------|-------|---------------------|--------|---|----------|
| SCREW, Tapping..... | 74/75 | 80 (LHD) .....      | 17.672 | 1 | G172455  |
| SCREW, Tapping..... | 76    | 80-90 .....         | .....  | 1 | 400 4081 |
| BOLT, Hexagon ..... | 76    | 10-20-40 (V8) ..... | .....  | 1 | 812 2378 |
| SPACER .....        | 76    | 80-90 .....         | .....  | 1 | 941 011  |

**10.470-8 FITTING, Power Steering Pump Pressure Hose (In Pump)**

|    |           |       |   |          |
|----|-----------|-------|---|----------|
| 74 | LHD ..... | ..... | 1 | 448 8897 |
|----|-----------|-------|---|----------|

**10.470-9 SEAL, Power Steering Pump Pressure Hose Union Inner ("O" Ring)**

|     |           |       |   |          |
|-----|-----------|-------|---|----------|
| 74/ | LHD ..... | ..... | 1 | 320 9671 |
|-----|-----------|-------|---|----------|

**10.470-10 SEAL, Power Steering Pump Pressure Hose Union Outer ("O" Ring)**

|     |           |       |   |          |
|-----|-----------|-------|---|----------|
| 74/ | LHD ..... | ..... | 1 | 320 9670 |
|-----|-----------|-------|---|----------|

**10.470-11 GROMMET, Power Steering Pump Pressure And Return Hose (To Prevent Rubbing Against Splash Apron)**

|     |                |       |   |          |
|-----|----------------|-------|---|----------|
| 75/ | 80 (LHD) ..... | ..... | 1 | 535 4540 |
|-----|----------------|-------|---|----------|

## 10.520 FRONT SUSPENSION - POWER STEERING - STEERING GEAR

|                 |  |        |   |          |
|-----------------|--|--------|---|----------|
| <b>10.520-1</b> | <b>HOUSING ASSEMBLY, Power Steering Gear</b>   |        |   |          |
| 74              | LHD.....   | 115    | 1 | 448 7153 |
| 75              | LHD.....   | 115    | 1 | 812 5034 |
| 76              | LHD (Except 46).....   | 115    | 1 | 812 5034 |
| 76              | 46 (LHD).....  | 115    | 1 | 812 7055 |
| <b>10.524-1</b> | <b>CHECK VALVE KIT, Power Steering Gear Pressure (Incl. Seat, Poppet And Spring)</b>                                 |        |   |          |
| 74/             | LHD.....   |        | 1 | 320 4825 |
| <b>10.525-1</b> | <b>SEAT, Power Steering Gear Pressure Hose Connector (In Housing)</b>  |        |   |          |
| 74/             | LHD.....   |        | 1 | 320 4808 |
| <b>10.527-1</b> | <b>SEAT, Power Steering Gear Return Hose Connector (In Housing)</b>  |        |   |          |
| 74/             | LHD.....   |        | 1 | 320 4807 |
| <b>10.530-1</b> | <b>POPPET, Power Steering Gear Pressure Check Valve (In Housing)</b>   |        |   |          |
| 74/             | LHD.....   |        | 1 | 320 4809 |
| <b>10.532-1</b> | <b>SPRING, Power Steering Gear Pressure Check Valve Poppet (In Housing)</b>  |        |   |          |
| 74/             | LHD.....   |        | 1 | 320 4810 |
| <b>10.535-1</b> | <b>PLUG, Power Steering Gear Housing End</b>   |        |   |          |
| 74/75           | LHD.....   |        | 1 | 320 4820 |
| 76              | LHD (Except 46).....   |        | 1 | 320 4820 |
| 76              | 46 (LHD).....  |        | 1 | 812 7058 |
| <b>10.537-1</b> | <b>"O" RING, Power Steering Gear Housing End Plug Seal</b>   |        |   |          |
| 74/75           | LHD.....   |        | 1 | 812 0011 |
| 76              | LHD (Except 46).....   |        | 1 | 812 0011 |
| 76              | 46 (LHD).....  |        | 1 | 812 7060 |
| <b>10.537-2</b> | <b>SEAL KIT, Power Steering Gear Housing End Plug</b>  |        |   |          |
| 75/             | 10-20-40 (LHD).....  |        | 1 | 812 5037 |
| 75              | 80 (LHD).....  | 10.550 | 1 | 448 9073 |
| <b>10.540-1</b> | <b>RING, Power Steering Gear Housing End Plug Retaining</b>  |        |   |          |
| 74/             | LHD.....   | 10.550 | 1 | 940 703  |
| <b>10.545-1</b> | <b>SEAL AND RING KIT, Power Steering Gear</b>  |        |   |          |
| 74/             | LHD.....   | 175    | 1 | 448 9074 |
| <b>10.550-1</b> | <b>"O" RING KIT, Power Steering Gear</b>   |        |   |          |
| 74              | LHD.....   |        | 1 | 448 9073 |
| <b>10.555-1</b> | <b>RACK - PISTON - NUT ASSEMBLY, Power Steering Gear (Incl. Worm, Balls, Guide, Clamp, Piston Ring And "O" Ring)</b> |        |   |          |
| 74              | 10-20-40 (LHD).....  |        | 1 | 448 7886 |
| 75              | 10-20-40 (LHD).....  |        | 1 | 812 5036 |
| 76              | 10-20-45 (LHD).....  |        | 1 | 812 5036 |
| 76              | 46 (LHD).....  |        | 1 | 812 7056 |
| 74/75           | 80 (LHD).....  |        | 1 | 940 706  |
| 76              | 80-90 (LHD).....   |        | 1 | 940 706  |
| <b>10.565-1</b> | <b>BEARING KIT, Power Steering Gear Lower Thrust (Incl. Races)</b>   |        |   |          |
| 74              | LHD.....   | 141    | 1 | 320 4826 |
| 75/             | LHD... (Incl. Upper Thrust Bearing).....   | 102    | 1 | 812 4148 |
| <b>10.572-1</b> | <b>BALL KIT, Power Steering Gear-Piston (Incl. Black And Silver Balls)</b>   |        |   |          |
| 74/             | LHD.....   | 144    | 1 | 320 4836 |
| <b>10.575-1</b> | <b>GUIDE, Power Steering Gear Worm Ball Bearing Return</b>   |        |   |          |
| 74/             | 10-20-40 (LHD).....  |        | 2 | 448 7887 |
| 74/             | 80 (LHD).....  |        | 2 | 940 707  |
| <b>10.577-1</b> | <b>CLAMP, Power Steering Gear Worm Ball Bearing Return Guide</b>   |        |   |          |
| 74/             | LHD.....   |        | 1 | 320 4812 |

FRONT SUSPENSION - POWER STEERING - STEERING GEAR

10.637

|          |   |        |          |
|----------|---|--------|----------|
| 10.577-2 | <b>ATTACHING PARTS, Power Steering Return Guide Clamp To Rack-Piston</b><br>SCREW, Machine..... 74/ LHD.....                          | 2      | 320 7057 |
| 10.580-1 | <b>RING, Power Steering Gear Rack-Piston (Teflon)</b><br>74/ LHD .....  | 1      | 320 4814 |
| 10.582-1 | <b>"O" RING, Power Steering Gear Rack-Piston Backup Seal</b><br>74/ LHD.....  | 1      | 320 4815 |
| 10.582-2 | <b>SEAL KIT, Power Steering Gear Rack - Piston</b><br>75/ LHD.....  | 1      | 812 5039 |
| 10.585-1 | <b>PLUG, Power Steering Gear Rack-Piston End</b><br>74/ LHD .....   | 1      | 320 4821 |
| 10.590-1 | <b>SHAFT ASSEMBLY, Power Steering Gear Pitman</b><br>74 10-20-40 (LHD).....   | 1      | 812 2487 |
|          | 75/ 10-20-40 (LHD).....   | 1      | 812 2958 |
|          | 74/75 80 (LHD).....   | 1      | 812 2819 |
|          | 76 80-90 (LHD).....   | 1      | 812 2819 |
| 10.595-1 | <b>BEARING, Power Steering Gear Pitman Shaft Needle</b><br>74/ LHD.....   | 1      | 448 7154 |
| 10.600-1 | <b>NUT, Power Steering Gear Pitman Shaft Adjusting Screw</b><br>74/ LHD .....   | 1      | 320 4818 |
| 10.605-1 | <b>SEAL KIT, Power Steering Gear Pitman Shaft</b><br>74/ LHD .....  | 123    | 320 4830 |
| 10.610-1 | <b>COVER, Power Steering Gear Pitman Shaft (Side)(Incl. Bushing)</b><br>74 LHD.....   | 1      | 812 2965 |
|          | 75/ 10-20-40 (LHD).....   | 62     | 812 5033 |
|          | 75 80 (LHD).....  | 1      | 812 2965 |
|          | 76 80-90.....   | 1      | 812 2965 |
| 10.610-2 | <b>ATTACHING PARTS, Power Steering Gear Pitman Shaft Cover To Housing</b><br>BOLT, Hexagon ..... 74/ LHD.....                         | 4      | 812 4191 |
| 10.612-1 | <b>GASKET, Power Steering Gear Pitman Shaft Cover (Side)</b><br>74 ("O" Ring) LHD.....  | 1      | 812 2966 |
|          | 74/ (Rubber With Steel Insert) LHD.....   | 1      | 812 4147 |
| 10.612-2 | <b>SEAL KIT, Power Steering Gear Pitman Shaft Cover (Side)</b><br>75/ 10-20-40 (LHD)...(Incl. (1) 812 4147 And (4) 812 4191) .....    | 1      | 812 5038 |
| 10.615-1 | <b>VALVE ASSEMBLY, Power Steering Gear</b><br>74/75 10-20-40 (LHD).....   | 1      | 448 9365 |
|          | 76 10-20-45 (LHD).....  | 1      | 448 9365 |
|          | 76 46 (LHD).....  | 1      | 812 7057 |
|          | 74/75 80 (LHD).....   | 1      | 812 1746 |
|          | 76 80-90 (LHD).....   | 1      | 812 1746 |
| 10.625-1 | <b>RING AND SEAL KIT, Power Steering Gear Valve (Incl. Piston Rings, Teflon Rings And Backup Rings)</b><br>74/ LHD.....               | 148    | 320 4833 |
| 10.630-1 | <b>BEARING KIT, Power Steering Gear Upper Thrust (Incl. Races, Retainers And Spacer)</b><br>74 LHD.....                               | 149    | 320 4832 |
|          | 75/ LHD...(Incl. Lower Thrust Bearing) .....  | 10.565 | 812 4148 |
| 10.635-1 | <b>ADJUSTER ASSEMBLY, Power Steering Gear Upper Thrust Bearing (Incl. Bearings, Races, Seals, Retainer And Spacer)</b><br>74 LHD..... | 139    | 320 4802 |
|          | 75/ 10-20-40 (LHD).....   | 1      | 812 5035 |
|          | 75 80 (LHD).....  | 139    | 812 6105 |
|          | 76 80-90 (LHD).....   | 1      | 812 6105 |
| 10.637-1 | <b>NUT, Power Steering Gear Upper Thrust Bearing Adjuster Lock</b><br>74/ LHD.....  | 1      | 320 4817 |

10.640 FRONT SUSPENSION - POWER STEERING - STEERING GEAR

|          |   |        |     |          |
|----------|---|--------|-----|----------|
| 10.640-1 | <b>BEARING, Power Steering Gear Upper Thrust Bearing Adjuster Needle</b>      |        |     |          |
| 74/      | LHD .....   | 1      | 320 | 4803     |
| 10.645-1 | <b>SEAL KIT, Power Steering Gear Upper Thrust Bearing Adjuster</b>            |        |     |          |
| 74/      | LHD .....   | 142    | 320 | 4824     |
| 10.646   | <b>"O" RING, Power Steering Gear Upper Thrust Bearing Adjuster Seal</b>       |        |     |          |
| 74/      | LHD .....   | 1      | 812 | 6247     |
| 10.700-1 | <b>SHAFT, Steering Gear Upper</b>   |        |     |          |
| 74/      | 10-20-40 (LHD-LAW) ... (Less U-Joint) .....                                   | 1      | 448 | 7727     |
| 74/      | 10-20-40 (LHD-WHT-WAW) .....  | 1      | 448 | 9058     |
| 74/      | <b>10-20-40 (RHD)</b> ... (Incl. Coupling) .....                              | 1      | 994 | 609      |
| 74/75    | 80 ... (Incl. Horn Wire And Contact Ring) .....                               | 1      | 999 | 719      |
| 76       | 80-90 (WMT) .....   | 1      | 812 | 5286     |
| 76       | 90 (WHT) .....  | 1      | 448 | 7727     |
| 10.700-2 | <b>SHAFT, Steering Gear Lower</b>   |        |     |          |
| 74       | 10-20-40 (LHD-LPS-LAW) .....  | 1      | 535 | 1217     |
| 75       | 14-15-20-40 (LHD-LPS-LAW-* 10-5) .....  | 1      | 535 | 1217     |
| 75       | 14-15-20-40 (LHD-LPS-LAW-* 10-6) .....  | 1      | 535 | 5027     |
| 76       | 10-20-40 (LPS) .....  | 1      | 535 | 5027     |
| 75       | 16-17 (LHD-LPS-LAW) .....   | 1      | 535 | 1217     |
| 74       | 10-20-40 (LHD-WPS-LAW-* 10-3) .....   | 1      | 535 | 2657     |
| 74       | 10-20-40 (LHD-WPS-LAW-* 10-2) .....   | 1      | 535 | 1757     |
| 75/      | 10-20-40 (LHD-WPS-LAW) ... (Incl. U-Joint) .....                              | 1      | 535 | 5766     |
| 75       | 10-20-40 (LHD-WPS-LAW) ... (Less U-Joint) .....                               | 1      | 535 | 2657     |
| 74/      | 10-20-40 (LHD-WHT-WAW) .....  | 10.835 | 448 | 7840     |
| 74/      | <b>10-20-40 (RHD)</b> .....   | 1      | 994 | 610      |
| 74/75    | 80 (LPS) .....  | 1      | 999 | 634      |
| 76       | 80-90 (WMT-LPS) .....   | 1      | 535 | 3135     |
| 74/75    | 80 (LHD-WPS) .....  | 1      | 999 | 635      |
| 76       | 80-90 (WPS) .....   | 1      | 535 | 4934     |
| 10.700-3 | <b>SHAFT, Steering Gear Intermediate</b>                                      |        |     |          |
|          | <b>LHD (LPS-WAW)</b>  |        |     |          |
| 74       | 10-20-40 .....  | 1      | 535 | 1217     |
| 76       | 10-20-40 .....  | 1      | 535 | 5027     |
| 75       | 14-15-20-40 (* 10-5) .....  | 1      | 535 | 1217     |
| 75       | 14-15-20-40 (* 10-6) .....  | 1      | 535 | 5027     |
| 75       | 16-17 .....   | 1      | 535 | 1217     |
|          | <b>LHD (WPS-WAW)</b>  |        |     |          |
| 74       | 10-20-40 (* 10-2) .....   | 1      | 535 | 1757     |
| 74       | 10-20-40 (* 10-3) .....   | 1      | 535 | 2657     |
| 75/      | 10-20-40 ... (Less U-Joint) .....   | 1      | 535 | 2657     |
| 75       | 10-20-40 ... (Incl. U-Joint) .....  | 1      | 535 | 5766     |
| 10.700-4 | <b>FITTING, Steering Gear Lower Shaft U-Joint Lubrication (In Slip Yoke)</b>  |        |     |          |
| 74       | (Straight) 10-20-40 (LHD-WPS-* 10-2) ... (1/4"-28 x 1/2") .....               | 17.290 | 1   | G271291  |
| 10.700-5 | <b>FITTING, Steering Gear Lower Shaft U-Joint Lubrication (In Clamp Yoke)</b> |        |     |          |
| 74       | (45 Deg.) 10-20-40 (LHD-WPS-* 10-2) ... (1/4"-28 x 13/16") .....              | 17.290 | 1   | G9411030 |
| 10.702-1 | <b>COVER, Steering Gear Shaft Lock</b>  |        |     |          |
| 74/      | 10-20-40 (LHD-LAW) .....  | 1      | 319 | 5591     |
| 74/      | 10-20-40 (LHD-WHT-WAW) .....  | 1      | 319 | 6587     |
| 76       | 80-90 .....   | 1      | 319 | 5591     |
| 10.702-2 | <b>SCREW, Steering Gear Shaft Lock Cover</b>                                  |        |     |          |
| 74/75    | 10-20-40 (LHD-WHT-WAW) .....  | 3      | 400 | 3928     |
| 76       | 10-20-40 .....  | 2      | 400 | 3949     |
| 10.702-3 | <b>RETAINER, Steering Gear Shaft Lock Cover Screw</b>                         |        |     |          |
| 74/75    | 10-20-40 (LHD-WHT-WAW) .....  | 3      | 319 | 5589     |

# FRONT SUSPENSION - POWER STEERING - STEERING GEAR

10.719

|                 |   |  |        |     |          |      |                |
|-----------------|---|--|--------|-----|----------|------|----------------|
| <b>10.703-1</b> | <b>LOCK, Steering Gear Shaft</b>  |  |        |     |          |      |                |
|                 | 74/   | 10-20-40 (LHD-LAW) .....                   | 1      | 448 | 7740     |      |                |
|                 | 74/   | 10-20-40 (LHD-WHT-WAW) .....               | 1      | 448 | 7856     |      |                |
|                 | 76  | 80-90 .....                                | 1      | 448 | 7740     |      |                |
| <b>10.703-2</b> | <b>RING, Steering Gear Shaft Lock Retaining</b>   |  |        |     |          |      |                |
|                 | 74/   | 10-20-40 (LHD) .....                       | 10.344 | 1   | 320      | 8377 |                |
|                 | 76  | 80-90 .....                                | 10.344 | 1   | 320      | 8377 |                |
| <b>10.710-1</b> | <b>FLANGE, Steering Gear To Shaft</b>   |  |        |     |          |      |                |
|                 | 74  | 10-20-40 (LHD-WPS) .....                   |        | 1   | 812      | 1413 | (Use 812 1745) |
|                 | 75/   | 10-20-40 (LHD-WPS) .....                   |        | 1   | 812      | 1745 |                |
|                 | 74/   | 10-20-40 (RHD) .....                       |        | 1   | 945      | 694  | (Use 318 6669) |
| <b>10.710-2</b> | <b>ATTACHING PARTS, Flange To Upper Flange On Shaft</b>                                       |  |        |     |          |      |                |
|                 | BOLT, Hexagon   | 74 10-20-40 ... (5/16"-24) .....           | 1      | 448 | 6976     |      |                |
|                 | BOLT, Hexagon   | 74 10-20-40 ... (3/8"-24) .....            | 1      | 448 | 6977     |      |                |
|                 | BOLT, Hexagon   | 75/ 10-20-40 ... (3/8"-24) .....           | 1      | 320 | 8200     |      |                |
|                 | BOLT, Hexagon   | 75/ 10-20-40 ... (5/16"-24) .....          | 1      | 320 | 5848     |      |                |
|                 | WASHER, Lock  | 75/ 10-20-40 ... (5/16") .....             | 17.820 | 1   | G120214  |      |                |
|                 | WASHER, Lock  | 75 10-20-40 ... (3/8") .....               | 10.260 | 1   | 400      | 3803 |                |
|                 | WASHER, Lock  | 76 10-20-40 .....                          | 17.820 | 1   | G120382  |      |                |
|                 | NUT, Hexagon  | 74/75 10-20-40 ... (3/8"-24) .....         | 17.412 | 1   | 400      | 1800 |                |
|                 | NUT, Hexagon  | 74/ 10-20-40 ... (5/16"-24) .....          | 17.406 | 1   | G451399  |      |                |
|                 | NUT, Hexagon  | 76 10-20-40 .....                          | 17.406 | 1   | G120369  |      |                |
| <b>10.710-3</b> | <b>ATTACHING PARTS, Flange Clamp To Stub Shaft On Gear</b>                                    |  |        |     |          |      |                |
|                 | BOLT, Twelve Point  | 74/ 10-20-40 (LHD-WPS) .....               |        | 1   | 400      | 3934 |                |
|                 | SCREW, Cap  | 74/ 10-20-40 (RHD) .....                   | 17.634 | 1   | G9406787 |      |                |
|                 | WASHER, Lock  | 74/ 10-20-40 (RHD) .....                   | 17.820 | 1   | G120382  |      |                |
| <b>10.717-1</b> | <b>U-JOINT, Steering Gear Upper Shaft To Lower Shaft Or Lower Shaft To Intermediate Shaft</b> |  |        |     |          |      |                |
|                 | 74  | 10-20-40 (LHD) .....                       | 1      | 535 | 1241     |      |                |
|                 | 75  | 10-20-40 (LHD-WPS) .....                   | 1      | 535 | 1241     |      |                |
|                 | 76  | 10-20-40 .....                             | 1      | 535 | 5028     |      |                |
|                 | 75  | 14-15-20-40 (LHD-LPS-* 10-5) .....         | 1      | 535 | 1241     |      |                |
|                 | 75  | 14-15-20-40 (LHD-LPS-* 10-6) .....         | 1      | 535 | 5028     |      |                |
|                 | 75  | 16-17 (LHD-LPS) .....                      | 1      | 535 | 1241     |      |                |
|                 | 74/75   | 80 .....                                   | 1      | 990 | 192      |      |                |
| <b>10.717-2</b> | <b>ATTACHING PARTS, U-Joint To Upper Shaft</b>  |  |        |     |          |      |                |
|                 | BOLT, Hexagon   | 74/ 10-20-40 (LHD) .....                   | 17.038 | 1   | G181670  |      |                |
|                 | BOLT, Hexagon   | 74/75 80 .....                             | 17.038 | 1   | G181670  |      |                |
|                 | BOLT, Hexagon   | 76 80-90 .....                             |        | 1   | 994      | 602  |                |
|                 | WASHER, Lock  | 74/ 10-20-40 (LHD) .....                   | 11.170 | 1   | 400      | 4809 |                |
|                 | WASHER, Lock  | 74/ 10-20-40 (LHD) .....                   | 11.170 | 1   | 400      | 4809 |                |
|                 | WASHER, Lock  | 74/75 80 .....                             | 11.170 | 1   | 400      | 4809 |                |
|                 | NUT, Hexagon  | 76 80-90 .....                             |        | 1   | 400      | 5653 |                |
| <b>10.717-3</b> | <b>ATTACHING PARTS, U-Joint To Lower Shaft Or Intermediate Shaft</b>                          |  |        |     |          |      |                |
|                 | BOLT, Hexagon   | 74/ 10-20-40 (LHD) .....                   | 17.038 | 1   | G181670  |      |                |
|                 | BOLT, Hexagon   | 74/75 80 .....                             | 17.038 | 1   | G181670  |      |                |
|                 | WASHER, Lock  | 74 10-20-40 (LHD) .....                    |        | 1   | 400      | 4809 |                |
|                 | WASHER, Lock  | 74/75 80 .....                             | 11.170 | 1   | 400      | 4809 |                |
| <b>10.717-4</b> | <b>ATTACHING PARTS, U-Joint To Clamp And Steering Column</b>                                  |  |        |     |          |      |                |
|                 | BOLT, Hexagon   | 75/ 10-20-40 .....                         |        | 1   | 994      | 602  |                |
|                 | NUT   | 75 10-20-40 .....                          | 17.416 | 1   | G9413215 |      |                |
|                 | NUT, Lock   | 76 10-20-40 (LPS) .....                    |        | 1   | 400      | 5653 |                |
| <b>10.718-1</b> | <b>YOKE, Steering Gear Upper Shaft To Lower Shaft Or Lower Shaft To Intermediate Shaft</b>    |  |        |     |          |      |                |
|                 | 74  | 10-20-40 (LHD-WPS-* 10-2 And * 10-4) ..... |        | 1   | 812      | 3239 |                |
| <b>10.718-2</b> | <b>ATTACHING PARTS, Yoke To Upper Shaft Or Lower Shaft</b>                                    |  |        |     |          |      |                |
|                 | BOLT, Hexagon   | 74 10-20-40 (LHD-WPS-* 10-2) .....         |        | 1   | 535      | 0582 |                |
| <b>10.719-1</b> | <b>SPIDER ASSEMBLY, Steering Gear Lower Shaft Or Intermediate Shaft</b>                       |  |        |     |          |      |                |
|                 | 74  | 10-20-40 (LHD-WPS-* 10-2) .....            |        | 1   | 812      | 3301 |                |

# 10.720 FRONT SUSPENSION - POWER STEERING - STEERING GEAR

|          |   |                          |        |         |          |
|----------|---|--------------------------|--------|---------|----------|
| 10.720-1 | <b>COUPLING, Steering Gear Upper Shaft To Lower Shaft</b>   |                          |        |         |          |
|          | 74/ 10-20-40 (RHD) .....  | (Use 812 2186)           | 1      | 998 488 |          |
| 10.722-1 | <b>BEARING, Steering Gear Upper Shaft To Lower Shaft Coupling</b>                                 |                          |        |         |          |
|          | 74/ 10-20-40 (RHD) .....  |                          | 10.745 | 2       | 940 586  |
| 10.725-1 | <b>SEAL KIT, Steering Gear Upper Shaft To Lower Shaft Coupling (Incl. Washer And Spring)</b>      |                          |        |         |          |
|          | 74/ 10-20-40 (RHD) .....  |                          |        | 1       | 940 583  |
| 10.727-1 | <b>SPRING, Steering Gear Upper Shaft To Lower Or Intermediate Shaft Coupling</b>                  |                          |        |         |          |
|          | 74/ 10-20-40 (RHD) .....  |                          | 10.747 | 1       | 940 587  |
| 10.730-1 | <b>WASHER, Steering Gear Upper Shaft To Lower Or Intermediate Shaft Coupling Bearing Retainer</b> |                          |        |         |          |
|          | 74/ 10-20-40 (RHD) .....  |                          | 10.746 | 1       | 940 590  |
| 10.733-1 | <b>RING, Steering Gear Upper Shaft To Lower Or Intermediate Shaft Coupling Seal Retainer</b>      |                          |        |         |          |
|          | 74/ 10-20-40 (RHD) .....  |                          | 10.750 | 1       | 940 584  |
| 10.740   | <b>COUPLING, Steering Gear Lower Shaft Or Intermediate Shaft To Steering Gear</b>                 |                          |        |         |          |
|          | 74/ 10-20-40 (LHD-LPS) .....  |                          |        | 1       | 812 1299 |
|          | 74/ 80 (LPS) .....  |                          |        | 1       | 812 1299 |
|          | 74/ 80 (LHD-WPS) .....  |                          |        | 1       | 998 710  |
| 10.742-1 | <b>CLAMP, Steering Gear To Lower Shaft Coupling</b>   |                          |        |         |          |
|          | 74/ 10-20-40 (LHD-LPS) .....  |                          |        | 1       | 994 520  |
|          | 74/ 80 (LPS) .....  |                          |        | 1       | 994 520  |
|          | 74/ 80 (LHD-WPS) .....  |                          |        | 1       | 994 605  |
| 10.742-2 | <b>ATTACHING PARTS, Clamp To Coupling</b>   |                          |        |         |          |
|          | BOLT, Hexagon .....   | 74/75 LHD (LPS) .....    | 10.705 | 1       | 319 4110 |
|          | BOLT, Hexagon .....   | 74/ 80 (LHD-WPS) .....   |        | 1       | 994 603  |
|          | NUT, Hexagon .....  | 74/75 LHD (LPS) .....    | 17.416 | 1       | G9413215 |
|          | NUT, Hexagon .....  | 74/ 80 (LHD-WPS) .....   | 17.416 | 1       | G9411783 |
|          | NUT, Lock .....   | 76 80-90 .....           |        | 2       | 400 5653 |
| 10.745   | <b>BEARING, Steering Gear Lower Shaft To Steering Gear Coupling</b>                               |                          |        |         |          |
|          | 74/ 10-20-40 (LHD-LPS) .....  |                          | 10.722 | 2       | 320 4875 |
|          | 74/ 80 .....  |                          | 10.722 | 2       | 320 4875 |
| 10.747   | <b>SPRING, Steering Gear Lower Shaft To Steering Gear Coupling</b>                                |                          |        |         |          |
|          | 74/ 10-20-40 (LHD-LPS) .....  |                          | 10.727 | 1       | 320 4878 |
|          | 74/ 80 .....  |                          | 10.727 | 1       | 320 4878 |
| 10.750   | <b>RING, Steering Gear Lower Shaft To Steering Gear Coupling Seal Retainer</b>                    |                          |        |         |          |
|          | 74/ 10-20-40 (LHD-LPS) .....  |                          | 10.733 | 1       | 448 6679 |
|          | 74/ 80 .....  |                          | 10.733 | 1       | 448 6679 |
| 10.765   | <b>BEARING, Steering Gear Shaft Lower (Ball)</b>  |                          |        |         |          |
|          | 74/ 10-20-40 (LHD) .....  |                          |        | 1       | 448 6713 |
|          | 76 80-90 .....  |                          |        | 1       | 448 6713 |
| 10.768-1 | <b>CLAMP, Steering Gear Shaft Lower Bearing</b>   |                          |        |         |          |
|          | 74/ 10-20-40 (RHD) .....  |                          | 10.316 | 1       | 946 459  |
| 10.768-2 | <b>ATTACHING PARTS, Clamp To Shaft</b>  |                          |        |         |          |
|          | SCREW, Cap .....  | 74/ 10-20-40 (RHD) ..... | 17.634 | 1       | G9406788 |
|          | WASHER, Special .....   | 74/ 10-20-40 (RHD) ..... | 10.717 | 1       | 946 452  |
|          | NUT, Hexagon .....  | 74/ 10-20-40 (RHD) ..... | 17.412 | 2       | G271193  |
| 10.770   | <b>SPRING, Steering Gear Shaft Lower Bearing (LAW)</b>  |                          |        |         |          |
|          | 74/ 10-20-40 (LHD-WHT-WCGS-LAW) .....   |                          |        | 1       | 448 9045 |
|          | 76 90 (WHT) .....   |                          |        | 1       | 448 9045 |
| 10.771   | <b>WASHER, Steering Gear Shaft Lower Bearing Spring Thrust</b>                                    |                          |        |         |          |
|          | 74/ 10-20-40 (LHD-WHT-WCGS-LAW) .....   |                          |        | 1       | 448 7779 |
|          | 76 90 (WHT) .....   |                          |        | 1       | 448 7779 |



FRONT SUSPENSION - POWER STEERING - STEERING GEAR

10.849

|          |   |        |            |
|----------|---|--------|------------|
| 10.801-1 | <b>LEVER, Steering Wheel Release</b><br>74/ 10-20-40 (LHD-WHT-WAW) .....                                | 1      | 318 6523   |
| 10.802   | <b>SHIELD, Steering Wheel Release Lever</b><br>74/ 10-20-40 (LHD-WHT-WAW) .....                         | 1      | 448 7869   |
| 10.805-1 | <b>COVER, Steering Wheel Actuator And Directional Signal Switch</b><br>74/ 10-20-40 (LHD-WHT-WAW) ..... | 1      | 448 7850   |
| 10.805-2 | <b>ATTACHING PARTS, Cover To Actuator</b><br>SCREW, Cross Recess .. 74/ 10-20-40 (LHD-WHT-WAW) .....    | 3      | 448 7866   |
| 10.825-1 | <b>RACE, Steering Gear Shaft Upper Bearing Inner</b><br>74/ 10-20-40 (LHD-WHT-WAW) .....                | 1      | 448 7862   |
| 10.826-1 | <b>SEAT, Steering Gear Shaft Upper Bearing Inner Race</b><br>74/ 10-20-40 (LHD-WHT-WAW) .....           | 1      | 812 2484   |
| 10.827-1 | <b>BEARING, Steering Gear Shaft Upper (Roller)</b><br>74/ 10-20-30 (LHD-WHT-WAW) .....                  | 1      | 320 8362   |
| 10.827-2 | <b>BEARING, Steering Gear Shaft Lower (Roller)</b><br>74/ 10-20-40 (LHD-WHT-WAW) .....                  | 1      | 320 8362   |
| 10.830-1 | <b>ACTUATOR, Steering Wheel</b><br>74/ 10-20-40 (LHD-WHT-WAW-* 10-7) .....                              | 1      | 812 2714   |
|          | 74/ 10-20-40 (LHD-WHT-WAW-* 10-8) ... (Incl. Actuator Rod) .....  | 1      | 812 6158   |
| 10.830-2 | <b>BUMPER, Steering Wheel Actuator</b><br>74/ 10-20-40 (LHD-WHT-WAW) .....                              | 1      | 448 7820   |
| 10.830-3 | <b>SHAFT, Steering Wheel Actuator Drive</b><br>74/ 10-20-40 (LHD-WHT-WAW) .....                         | 1      | 448 8213   |
| 10.830-4 | <b>RING, Steering Wheel Actuator Drive Shaft Retaining</b><br>74/ 10-20-40 (LHD-WHT-WAW) .....          | 1      | 448 7824   |
| 10.830-5 | <b>BUMPER, Steering Wheel Actuator Down</b><br>74/ 10-20-40 (LHD-WHT-WAW) .....                         | 10.834 | 1 812 2715 |
| 10.832-1 | <b>PIN, Steering Wheel Actuator Pivot</b><br>74/ 10-20-40 (LHD-WHT-WAW) .....                           | 1      | 448 8418   |
| 10.837-1 | <b>SPRING, Steering Gear Upper Shaft To Lower Shaft Preload</b><br>74/ 10-20-40 (LHD-WHT-WAW) .....     | 1      | 448 7843   |
| 10.839-1 | <b>SPHERE KIT, Steering Gear Shaft Centering</b><br>74/ 10-20-40 (LHD-WHT-WAW) .....                    | 1      | 448 8465   |
| 10.843-1 | <b>SHOE, Steering Wheel Actuator Lock</b><br>74/ (Left) 10-20-40 (LHD-WHT-WAW) .....                    | 1      | 812 2716   |
|          | 74/ (Right) 10-20-40 (LHD-WHT-WAW) .....  | 1      | 448 7828   |
| 10.845-1 | <b>PIN, Steering Wheel Actuator Lock Shoe Retaining</b><br>74/ 10-20-40 (LHD-WHT-WAW) .....             | 1      | 448 7822   |
| 10.846   | <b>SPRING, Steering Wheel Actuator Shoe Release Lever</b><br>74/ 10-20-40 (LHD-WHT-WAW) .....           | 1      | 320 8047   |
| 10.847-1 | <b>SPRING, Steering Wheel Actuator Lock Shoe</b><br>74/ 10-20-40 (LHD-WHT-WAW) .....                    | 2      | 448 7832   |
| 10.848   | <b>LEVER, Steering Wheel Actuator Shoe Release</b><br>74/ 10-20-40 (LHD-WHT-WAW) .....                  | 1      | 448 7821   |
| 10.849-1 | <b>PIN, Steering Wheel Actuator Shoe Release Lever</b><br>74/ 10-20-40 (LHD-WHT-WAW) .....              | 1      | 320 8043   |

10.850 FRONT SUSPENSION - POWER STEERING - STEERING GEAR

|          |   |   |          |
|----------|---|---|----------|
| 10.850-1 | <b>SUPPORT, Steering Wheel And Directional Signal Actuator</b><br>74/ 10-20-40 (LHD-WHT-WAW) .....                    | 1 | 812 3428 |
| 10.850-2 | <b>ATTACHING PARTS, Support To Gear Shift Tube Lock Plate</b><br>SCREW, Machine..... 74/ 10-20-40 (LHD-WHT-WAW) ..... | 4 | 448 7867 |
| 10.855-1 | <b>SPRING, Steering Wheel Tilt</b><br>74/ 10-20-40 (LHD-WHT-WAW) .....  | 1 | 812 0252 |
| 10.856   | <b>RETAINER, Steering Wheel Tilt Spring</b><br>74/ 10-20-40 (LHD-WHT-WAW) .....                                       | 1 | 320 8143 |
| 10.857   | <b>GUIDE, Steering Wheel Tilt Spring</b><br>74/ 10-20-40 (LHD-WHT-WAW) .....  | 1 | 448 7854 |