


M.R.253



Jeep

Grand Wagoneer/ Truck


I.S.

INFORMATIONS SERVICE
SERVICE INFORMATION
SERVICE INFORMATIONEN
SERVICE INFORMATION
INFORMACIONES SERVICIO
INFORMAZIONI SERVIZIO
SERVICEINFORMASJONER
SERVICE INFORMATIE
SERVICEINFORMATION
INFORMAÇÃO SERVIÇO

7E

**SEPTEMBER 1985
ENGLISH EDITION**

**1985 GRAND WAGONEER
WITH 4.2L 6-CYL.**



ENGINES

Attention: Workshop, Parts Department

HEATER CORE COOLANT HOSES

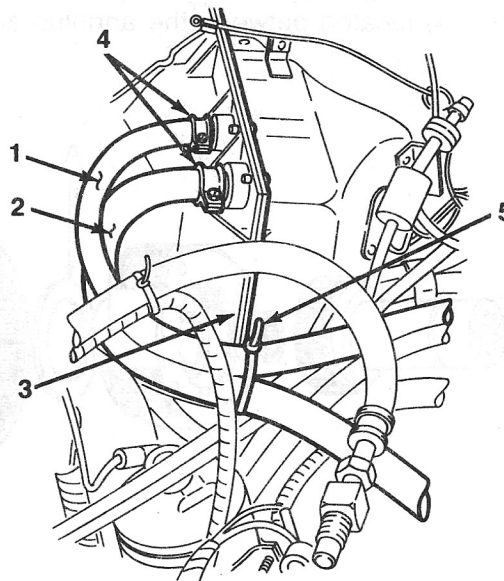
The heater core coolant hoses on some 1985 Grand Wagoneer vehicles equipped with 4.2L 6-Cyl. engines may contact the heater core housing in the engine compartment.

Reroute the hoses as described in the following procedure.

PROCEDURE

1. Inspect the routings of the heater core coolant hoses at the heater core housing (3) of the engine compartment.
2. If the heater core coolant hoses are not contacting the heater core housing return vehicle to stock/owner. If either heater core coolant hose is contacting the heater core housing, proceed to Step 3.
3. Loosen the heater core coolant hose clamps (4) at the heater core. Rotate the hoses counter-clockwise to reposition the hoses away from the edge (3) of the heater core housing.
4. Retighten the heater core coolant hose clamps.

5. Tie both of the heater core coolant hoses (1, 2) together using a tie strap (5), P/N 322 3227, or equivalent.



6. Start the engine and let it warm to operating temperature.

7. Check the heater core coolant hose system for coolant leaks.

PARTS INFORMATION

DESCRIPTION	QUANTITY	PART NUMBER
STRAP, Nylon Tie	1	322 3227

SRT INFORMATION

OPERATION DESCRIPTION	NUMBER	TIME	TIC
HOSE, HEATER CORE – INSPECT AND/ OR REROUTE	0602	0.2	6-122

FILING INFORMATION

Record this procedure on page L-8 and file this I.S. Note in the M.R. 253 manual.